

Survey Response Counts

Section: Purpose and Direction

Question / Institution			Strongly Agree	Agree	Neutral	Disagree	Total
			%	%	%	%	%
1. Our school's purpose statement is clearly focused on student success.	Treutlen Elementary School	Average Score	61.54%	35.9%	2.56%	0%	100%
		4.59	61.54%	35.9%	2.56%	0%	100%
	Total			61.54%	35.9%	2.56%	0%
2. Our school's purpose statement is formally reviewed and revised with involvement from stakeholders.	Treutlen Elementary School	Average Score	35.9%	46.15%	15.38%	2.56%	100%
		4.15	35.9%	46.15%	15.38%	2.56%	100%
	Total			35.9%	46.15%	15.38%	2.56%
3. Our school's purpose statement is based on shared values and beliefs that guide decision-making.	Treutlen Elementary School	Average Score	35.9%	53.85%	10.26%	0%	100%
		4.26	35.9%	53.85%	10.26%	0%	100%
	Total			35.9%	53.85%	10.26%	0%
4. Our school's purpose statement is supported by the policies and practices adopted by the school board or governing body.	Treutlen Elementary School	Average Score	30.77%	56.41%	12.82%	0%	100%
		4.18	30.77%	56.41%	12.82%	0%	100%
	Total			30.77%	56.41%	12.82%	0%
5. Our school has a continuous improvement process based on data, goals, actions, and measures for growth.	Treutlen Elementary School	Average Score	43.59%	46.15%	7.69%	2.56%	100%
		4.31	43.59%	46.15%	7.69%	2.56%	100%
	Total			43.59%	46.15%	7.69%	2.56%
Total			41.54%	47.69%	9.74%	1.03%	100%

Section: Governance and Leadership

Question / Institution			Strongly Agree	Agree	Neutral	Disagree	Total
			%	%	%	%	%
6. Our school's governing body or school board complies with all policies, procedures, laws, and regulations.	Treutlen Elementary School	Average Score	23.08%	53.85%	10.26%	12.82%	100%
		3.87	23.08%	53.85%	10.26%	12.82%	100%
	Total			23.08%	53.85%	10.26%	12.82%
7. Our school's governing body or school board maintains a distinction between its roles and responsibilities and those of school leadership.	Treutlen Elementary School	Average Score	23.08%	48.72%	10.26%	17.95%	100%
		3.77	23.08%	48.72%	10.26%	17.95%	100%
	Total			23.08%	48.72%	10.26%	17.95%
8. Our school's leaders support an innovative and collaborative culture.	Treutlen Elementary School	Average Score	28.21%	58.97%	7.69%	5.13%	100%
		4.1	28.21%	58.97%	7.69%	5.13%	100%
	Total			28.21%	58.97%	7.69%	5.13%
9. Our school's leaders expect staff members to hold all students to high academic standards.	Treutlen Elementary School	Average Score	51.28%	43.59%	5.13%	0%	100%
		4.46	51.28%	43.59%	5.13%	0%	100%
	Total			51.28%	43.59%	5.13%	0%
10. Our school's leaders hold themselves accountable for student learning.	Treutlen Elementary School	Average Score	46.15%	41.03%	10.26%	2.56%	100%
		4.31	46.15%	41.03%	10.26%	2.56%	100%
	Total			46.15%	41.03%	10.26%	2.56%
11. Our school's leaders hold all staff members accountable for student learning.	Treutlen Elementary School	Average Score	48.72%	35.9%	10.26%	5.13%	100%
		4.28	48.72%	35.9%	10.26%	5.13%	100%
	Total			48.72%	35.9%	10.26%	5.13%
12. Our school's leaders regularly evaluate staff members on criteria designed to improve teaching and learning.	Treutlen Elementary School	Average Score	43.59%	51.28%	2.56%	2.56%	100%
		4.36	43.59%	51.28%	2.56%	2.56%	100%
	Total			43.59%	51.28%	2.56%	2.56%
13. Our school's leaders ensure all staff members use supervisory feedback to improve student learning.	Treutlen Elementary School	Average Score	41.03%	51.28%	5.13%	2.56%	100%
		4.31	41.03%	51.28%	5.13%	2.56%	100%
	Total			41.03%	51.28%	5.13%	2.56%

Question / Institution			Strongly Agree	Agree	Neutral	Disagree	Total
			%	%	%	%	%
14. Our school's leaders engage effectively with all stakeholders about the school's purpose and direction.	Treutlen Elementary School	Average Score	30.77%	48.72%	20.51%	0%	100%
		4.1	30.77%	48.72%	20.51%	0%	100%
	Total			30.77%	48.72%	20.51%	0%
15. Our school's leaders provide opportunities for stakeholders to be involved in the school.	Treutlen Elementary School	Average Score	33.33%	46.15%	15.38%	5.13%	100%
		4.08	33.33%	46.15%	15.38%	5.13%	100%
	Total			33.33%	46.15%	15.38%	5.13%
Total			36.92%	47.95%	9.74%	5.38%	100%

Section: Teaching and Assessing for Learning

Question / Institution			Strongly Agree	Agree	Neutral	Disagree	Strongly Disagree	Total
			%	%	%	%	%	%
16. All teachers in our school monitor and adjust curriculum, instruction, and assessment based on data from student assessments and examination of professional practice.	Treutlen Elementary School	Average Score	30.56%	61.11%	8.33%	0%	0%	100%
		4.22	30.56%	61.11%	8.33%	0%	0%	100%
	Total			30.56%	61.11%	8.33%	0%	0%
17. All teachers in our school personalize instructional strategies and interventions to address individual learning needs of students.	Treutlen Elementary School	Average Score	33.33%	55.56%	8.33%	2.78%	0%	100%
		4.19	33.33%	55.56%	8.33%	2.78%	0%	100%
	Total			33.33%	55.56%	8.33%	2.78%	0%

Question / Institution			Strongly Agree	Agree	Neutral	Disagree	Strongly Disagree	Total
			%	%	%	%	%	%
18. All teachers in our school regularly use instructional strategies that require student collaboration, self-reflection, and development of critical thinking skills.	Treutlen Elementary School	Average Score	30.56%	55.56%	8.33%	5.56%	0%	100%
		4.11	30.56%	55.56%	8.33%	5.56%	0%	100%
	Total			30.56%	55.56%	8.33%	5.56%	0%
19. All teachers in our school use a variety of technologies as instructional resources.	Treutlen Elementary School	Average Score	33.33%	50%	13.89%	2.78%	0%	100%
		4.14	33.33%	50%	13.89%	2.78%	0%	100%
	Total			33.33%	50%	13.89%	2.78%	0%
20. All teachers in our school use a process to inform students of their learning expectations and standards of performance.	Treutlen Elementary School	Average Score	41.67%	47.22%	11.11%	0%	0%	100%
		4.31	41.67%	47.22%	11.11%	0%	0%	100%
	Total			41.67%	47.22%	11.11%	0%	0%
21. All teachers in our school provide students with specific and timely feedback about their learning.	Treutlen Elementary School	Average Score	30.56%	58.33%	11.11%	0%	0%	100%
		4.19	30.56%	58.33%	11.11%	0%	0%	100%
	Total			30.56%	58.33%	11.11%	0%	0%
22. All teachers in our school use multiple types of assessments to modify instruction and to revise the curriculum.	Treutlen Elementary School	Average Score	30.56%	58.33%	11.11%	0%	0%	100%
		4.19	30.56%	58.33%	11.11%	0%	0%	100%
	Total			30.56%	58.33%	11.11%	0%	0%
23. All teachers in our school use consistent common grading and reporting policies across grade levels and courses based on clearly defined criteria.	Treutlen Elementary School	Average Score	30.56%	61.11%	8.33%	0%	0%	100%
		4.22	30.56%	61.11%	8.33%	0%	0%	100%
	Total			30.56%	61.11%	8.33%	0%	0%

Question / Institution			Strongly Agree	Agree	Neutral	Disagree	Strongly Disagree	Total
			%	%	%	%	%	%
24. All teachers in our school participate in collaborative learning communities that meet both informally and formally across grade levels and content areas.	Treutlen Elementary School	Average Score	30.56%	50%	16.67%	2.78%	0%	100%
		4.08	30.56%	50%	16.67%	2.78%	0%	100%
	Total			30.56%	50%	16.67%	2.78%	0%
25. All teachers in our school have been trained to implement a formal process that promotes discussion about student learning (e.g., action research, examination of student work, reflection, study teams, and peer coaching).	Treutlen Elementary School	Average Score	33.33%	50%	11.11%	5.56%	0%	100%
		4.11	33.33%	50%	11.11%	5.56%	0%	100%
	Total			33.33%	50%	11.11%	5.56%	0%
26. In our school, challenging curriculum and learning experiences provide equity for all students in the development of learning, thinking, and life skills.	Treutlen Elementary School	Average Score	27.78%	47.22%	11.11%	13.89%	0%	100%
		3.89	27.78%	47.22%	11.11%	13.89%	0%	100%
	Total			27.78%	47.22%	11.11%	13.89%	0%
27. In our school, related learning support services are provided for all students based on their needs.	Treutlen Elementary School	Average Score	27.78%	47.22%	11.11%	11.11%	2.78%	100%
		3.86	27.78%	47.22%	11.11%	11.11%	2.78%	100%
	Total			27.78%	47.22%	11.11%	11.11%	2.78%
28. In our school, a formal structure exists so that each student is well known by at least one adult advocate in the school who supports that student's educational experience.	Treutlen Elementary School	Average Score	38.89%	38.89%	13.89%	8.33%	0%	100%
		4.08	38.89%	38.89%	13.89%	8.33%	0%	100%
	Total			38.89%	38.89%	13.89%	8.33%	0%

Question / Institution			Strongly Agree	Agree	Neutral	Disagree	Strongly Disagree	Total
			%	%	%	%	%	%
29. In our school, all staff members use student data to address the unique learning needs of all students.	Treutlen Elementary School	Average Score	33.33%	55.56%	2.78%	8.33%	0%	100%
		4.14	33.33%	55.56%	2.78%	8.33%	0%	100%
	Total			33.33%	55.56%	2.78%	8.33%	0%
30. In our school, staff members provide peer coaching to teachers.	Treutlen Elementary School	Average Score	25%	58.33%	8.33%	5.56%	2.78%	100%
		3.97	25%	58.33%	8.33%	5.56%	2.78%	100%
	Total			25%	58.33%	8.33%	5.56%	2.78%
31. In our school, a formal process is in place to support new staff members in their professional practice.	Treutlen Elementary School	Average Score	30.56%	63.89%	2.78%	0%	2.78%	100%
		4.19	30.56%	63.89%	2.78%	0%	2.78%	100%
	Total			30.56%	63.89%	2.78%	0%	2.78%
32. In our school, all staff members participate in continuous professional learning based on identified needs of the school.	Treutlen Elementary School	Average Score	36.11%	58.33%	2.78%	2.78%	0%	100%
		4.28	36.11%	58.33%	2.78%	2.78%	0%	100%
	Total			36.11%	58.33%	2.78%	2.78%	0%
33. In our school, a professional learning program is designed to build capacity among all professional and support staff members.	Treutlen Elementary School	Average Score	30.56%	47.22%	19.44%	2.78%	0%	100%
		4.06	30.56%	47.22%	19.44%	2.78%	0%	100%
	Total			30.56%	47.22%	19.44%	2.78%	0%
34. In our school, all school personnel regularly engage families in their children's learning progress.	Treutlen Elementary School	Average Score	30.56%	52.78%	11.11%	5.56%	0%	100%
		4.08	30.56%	52.78%	11.11%	5.56%	0%	100%
	Total			30.56%	52.78%	11.11%	5.56%	0%
35. In our school, all stakeholders are informed of policies, processes, and procedures related to grading and reporting.	Treutlen Elementary School	Average Score	36.11%	58.33%	2.78%	2.78%	0%	100%
		4.28	36.11%	58.33%	2.78%	2.78%	0%	100%
	Total			36.11%	58.33%	2.78%	2.78%	0%
Total			32.08%	53.75%	9.72%	4.03%	0.42%	100%

Section: Resources and Support Systems

Question / Institution			Strongly Agree	Agree	Neutral	Disagree	Strongly Disagree	Total
			%	%	%	%	%	%
36. Our school provides qualified staff members to support student learning.	Treutlen Elementary School	Average Score	45.71%	54.29%	0%	0%	0%	100%
		4.46	45.71%	54.29%	0%	0%	0%	100%
	Total			45.71%	54.29%	0%	0%	0%
37. Our school provides instructional time and resources to support our school's goals and priorities.	Treutlen Elementary School	Average Score	48.57%	45.71%	2.86%	2.86%	0%	100%
		4.4	48.57%	45.71%	2.86%	2.86%	0%	100%
	Total			48.57%	45.71%	2.86%	2.86%	0%
38. Our school provides sufficient material resources to meet student needs.	Treutlen Elementary School	Average Score	42.86%	45.71%	5.71%	5.71%	0%	100%
		4.26	42.86%	45.71%	5.71%	5.71%	0%	100%
	Total			42.86%	45.71%	5.71%	5.71%	0%
39. Our school provides protected instructional time.	Treutlen Elementary School	Average Score	42.86%	45.71%	5.71%	5.71%	0%	100%
		4.26	42.86%	45.71%	5.71%	5.71%	0%	100%
	Total			42.86%	45.71%	5.71%	5.71%	0%
40. Our school provides a variety of information resources to support student learning.	Treutlen Elementary School	Average Score	40%	48.57%	8.57%	2.86%	0%	100%
		4.26	40%	48.57%	8.57%	2.86%	0%	100%
	Total			40%	48.57%	8.57%	2.86%	0%
41. Our school provides a plan for the acquisition and support of technology to support student learning.	Treutlen Elementary School	Average Score	45.71%	42.86%	8.57%	2.86%	0%	100%
		4.31	45.71%	42.86%	8.57%	2.86%	0%	100%
	Total			45.71%	42.86%	8.57%	2.86%	0%
42. Our school provides a plan for the acquisition and support of technology to support the school's operational needs.	Treutlen Elementary School	Average Score	42.86%	48.57%	5.71%	2.86%	0%	100%
		4.31	42.86%	48.57%	5.71%	2.86%	0%	100%
	Total			42.86%	48.57%	5.71%	2.86%	0%

Question / Institution			Strongly Agree	Agree	Neutral	Disagree	Strongly Disagree	Total
			%	%	%	%	%	%
43. Our school provides high quality student support services (e.g., counseling, referrals, educational, and career planning).	Treutlen Elementary School	Average Score	31.43%	37.14%	20%	8.57%	2.86%	100%
		3.86	31.43%	37.14%	20%	8.57%	2.86%	100%
	Total			31.43%	37.14%	20%	8.57%	2.86%
44. Our school provides opportunities for students to participate in activities that interest them.	Treutlen Elementary School	Average Score	11.43%	45.71%	20%	20%	2.86%	100%
		3.43	11.43%	45.71%	20%	20%	2.86%	100%
	Total			11.43%	45.71%	20%	20%	2.86%
45. Our school maintains facilities that support student learning.	Treutlen Elementary School	Average Score	45.71%	51.43%	2.86%	0%	0%	100%
		4.43	45.71%	51.43%	2.86%	0%	0%	100%
	Total			45.71%	51.43%	2.86%	0%	0%
46. Our school maintains facilities that contribute to a safe environment.	Treutlen Elementary School	Average Score	48.57%	51.43%	0%	0%	0%	100%
		4.49	48.57%	51.43%	0%	0%	0%	100%
	Total			48.57%	51.43%	0%	0%	0%
Total			40.52%	47.01%	7.27%	4.68%	0.52%	100%

Section: Using Results for Continuous Improvement

Question / Institution			Strongly Agree	Agree	Neutral	Disagree	Total
			%	%	%	%	%
47. Our school uses multiple assessment measures to determine student learning and school performance.	Treutlen Elementary School	Average Score	42.86%	54.29%	2.86%	0%	100%
		4.4	42.86%	54.29%	2.86%	0%	100%
	Total			42.86%	54.29%	2.86%	0%
48. Our school employs consistent assessment measures across classrooms and courses.	Treutlen Elementary School	Average Score	40%	51.43%	8.57%	0%	100%
		4.31	40%	51.43%	8.57%	0%	100%
	Total			40%	51.43%	8.57%	0%

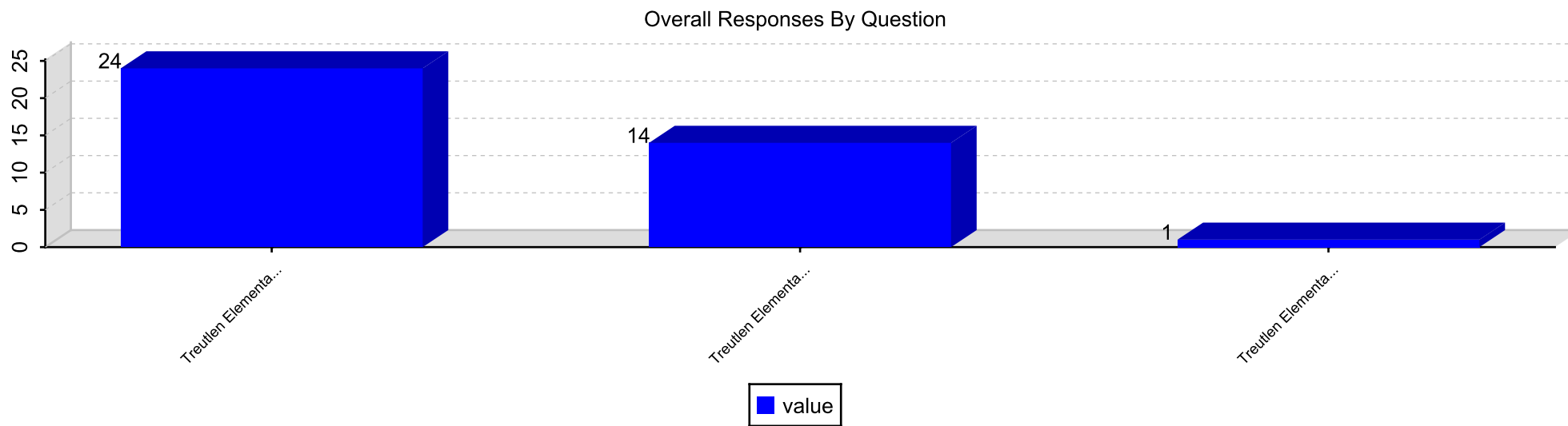
Question / Institution			Strongly Agree	Agree	Neutral	Disagree	Total
			%	%	%	%	%
49. Our school has a systematic process for collecting, analyzing, and using data.	Treutlen Elementary School	Average Score	37.14%	51.43%	8.57%	2.86%	100%
		4.23	37.14%	51.43%	8.57%	2.86%	100%
	Total			37.14%	51.43%	8.57%	2.86%
50. Our school ensures all staff members are trained in the evaluation, interpretation, and use of data.	Treutlen Elementary School	Average Score	37.14%	45.71%	14.29%	2.86%	100%
		4.17	37.14%	45.71%	14.29%	2.86%	100%
	Total			37.14%	45.71%	14.29%	2.86%
51. Our school uses data to monitor student readiness and success at the next level.	Treutlen Elementary School	Average Score	37.14%	57.14%	5.71%	0%	100%
		4.31	37.14%	57.14%	5.71%	0%	100%
	Total			37.14%	57.14%	5.71%	0%
52. Our school leaders monitor data related to student achievement.	Treutlen Elementary School	Average Score	42.86%	45.71%	8.57%	2.86%	100%
		4.29	42.86%	45.71%	8.57%	2.86%	100%
	Total			42.86%	45.71%	8.57%	2.86%
53. Our school leaders monitor data related to school continuous improvement goals.	Treutlen Elementary School	Average Score	42.86%	45.71%	8.57%	2.86%	100%
		4.29	42.86%	45.71%	8.57%	2.86%	100%
	Total			42.86%	45.71%	8.57%	2.86%
Total			40%	50.2%	8.16%	1.63%	100%

Responses By Section and Question

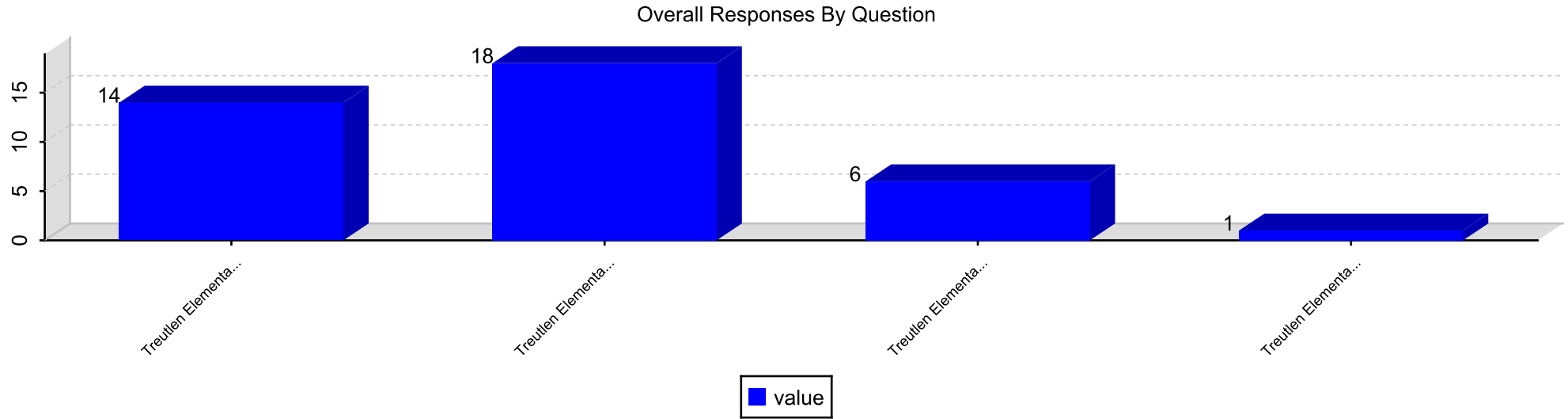
Section: Purpose and Direction

Responses By Question

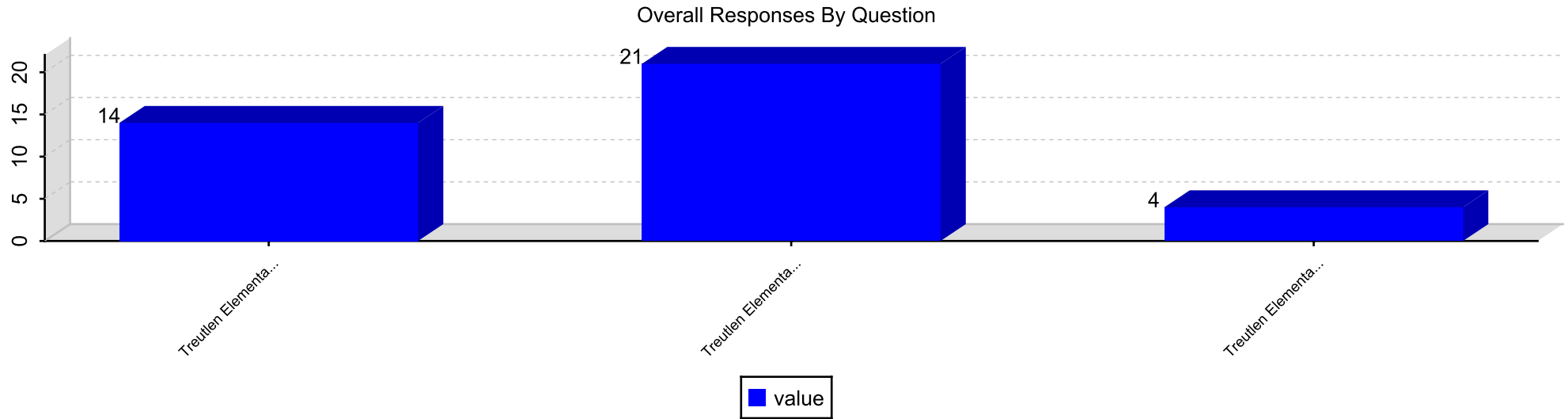
Question 1. Our school's purpose statement is clearly focused on student success.



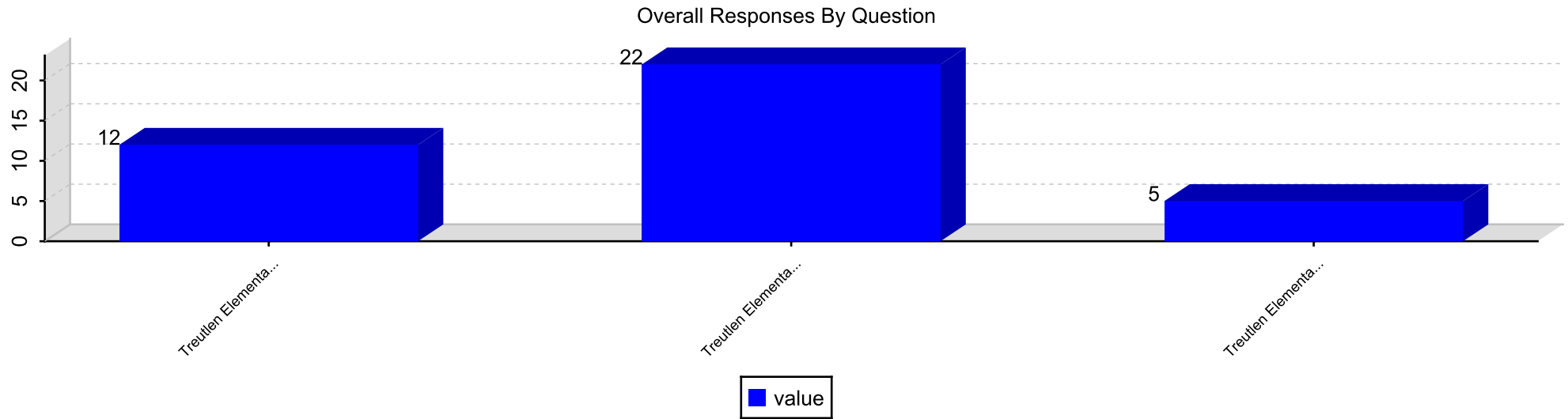
Question 2. Our school's purpose statement is formally reviewed and revised with involvement from stakeholders.



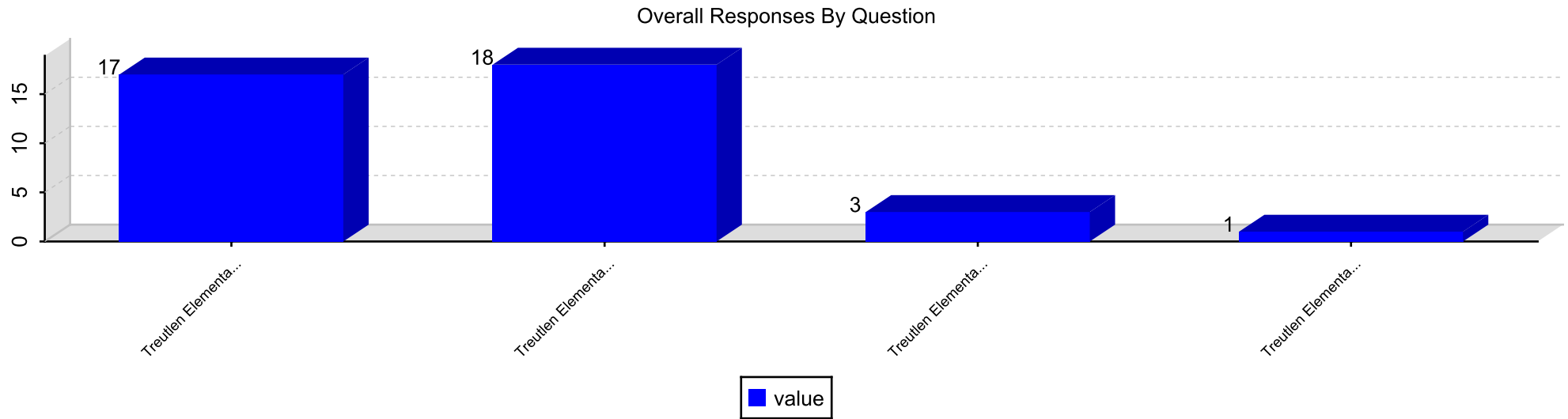
Question 3. Our school's purpose statement is based on shared values and beliefs that guide decision-making.



Question 4. Our school's purpose statement is supported by the policies and practices adopted by the school board or governing body.



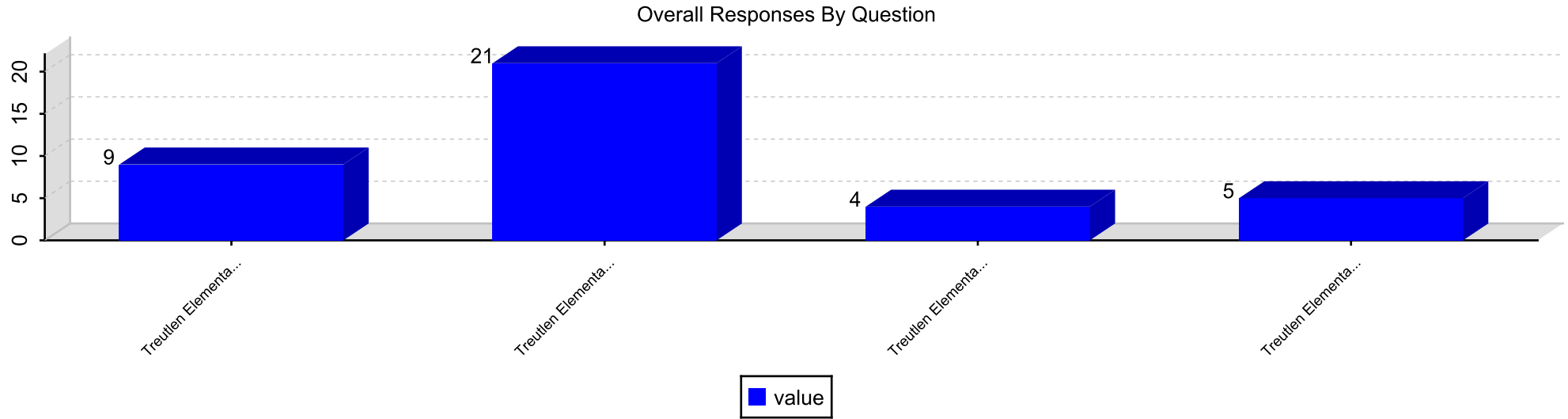
Question 5. Our school has a continuous improvement process based on data, goals, actions, and measures for growth.



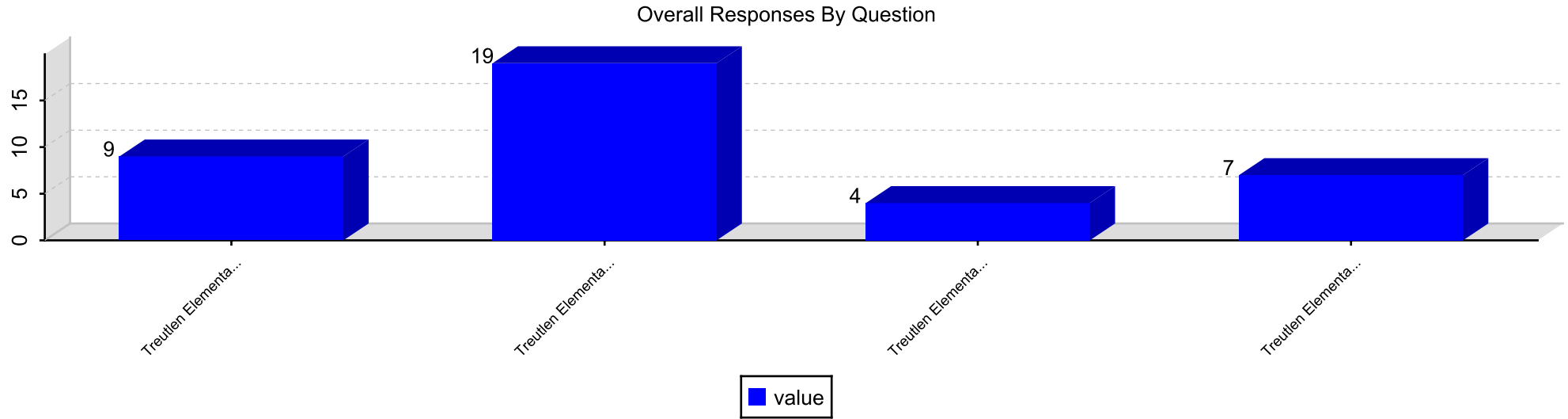
Section: Governance and Leadership

Responses By Question

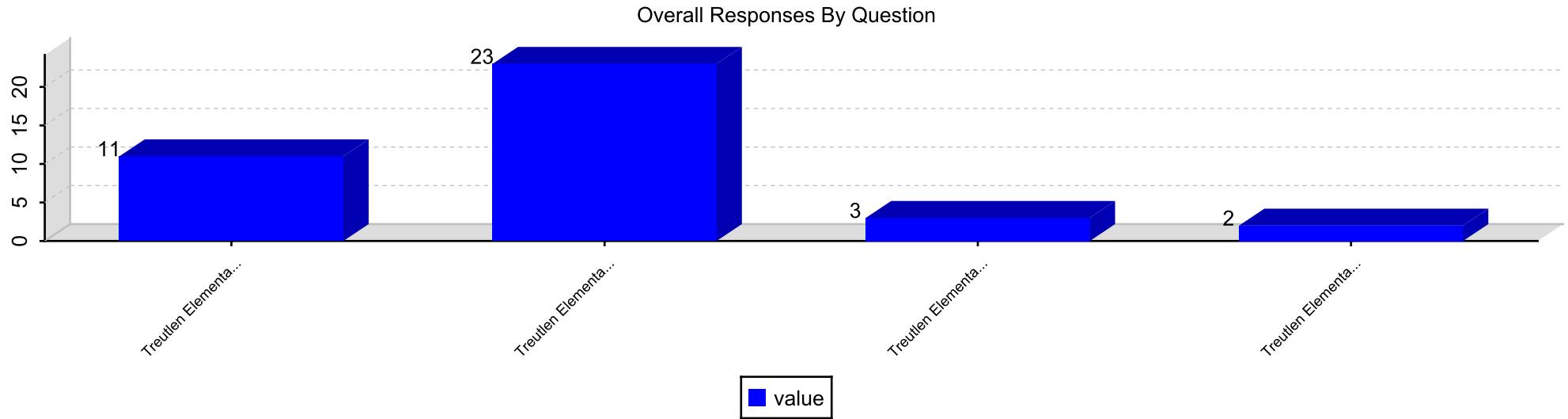
Question 6. Our school's governing body or school board complies with all policies, procedures, laws, and regulations.



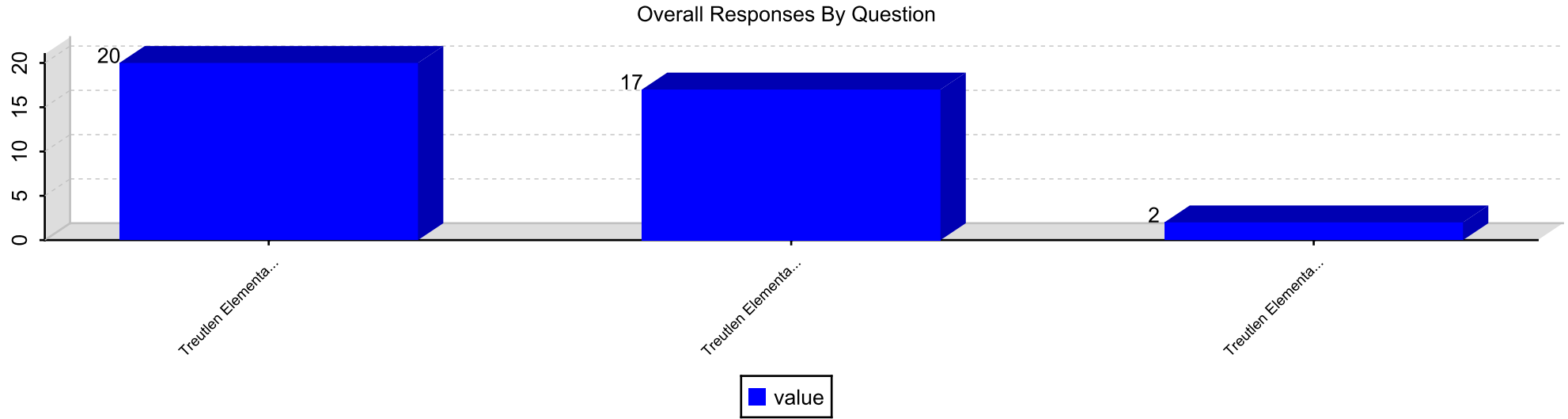
Question 7. Our school's governing body or school board maintains a distinction between its roles and responsibilities and those of school leadership.



Question 8. Our school's leaders support an innovative and collaborative culture.

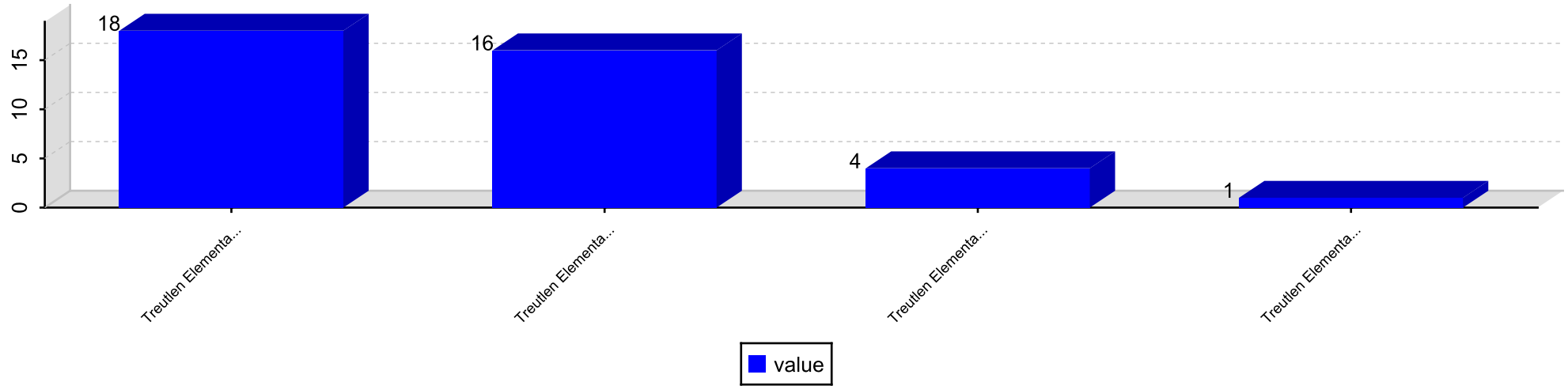


Question 9. Our school's leaders expect staff members to hold all students to high academic standards.



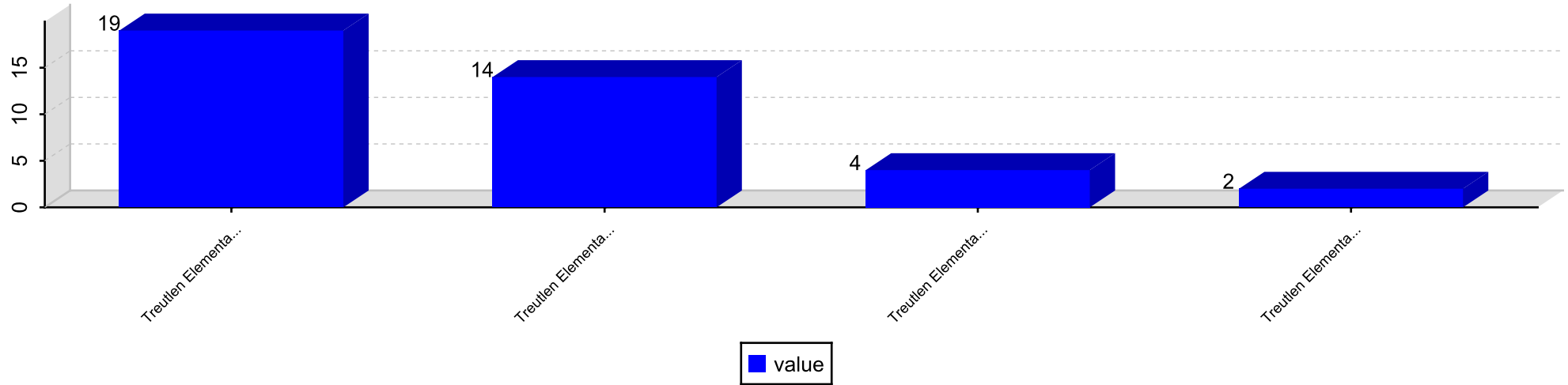
Question 10. Our school's leaders hold themselves accountable for student learning.

Overall Responses By Question

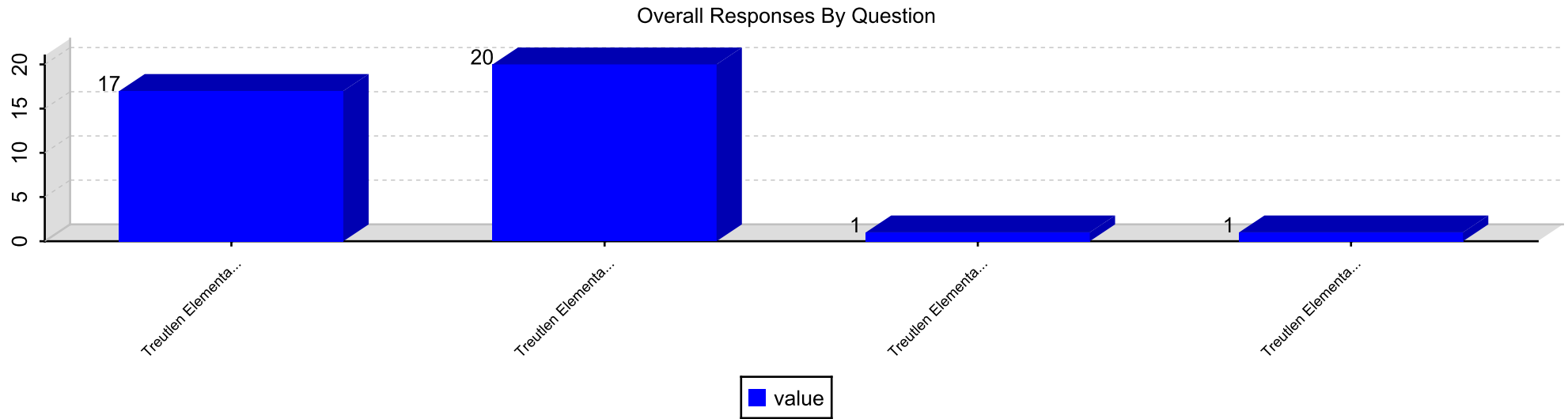


Question 11. Our school's leaders hold all staff members accountable for student learning.

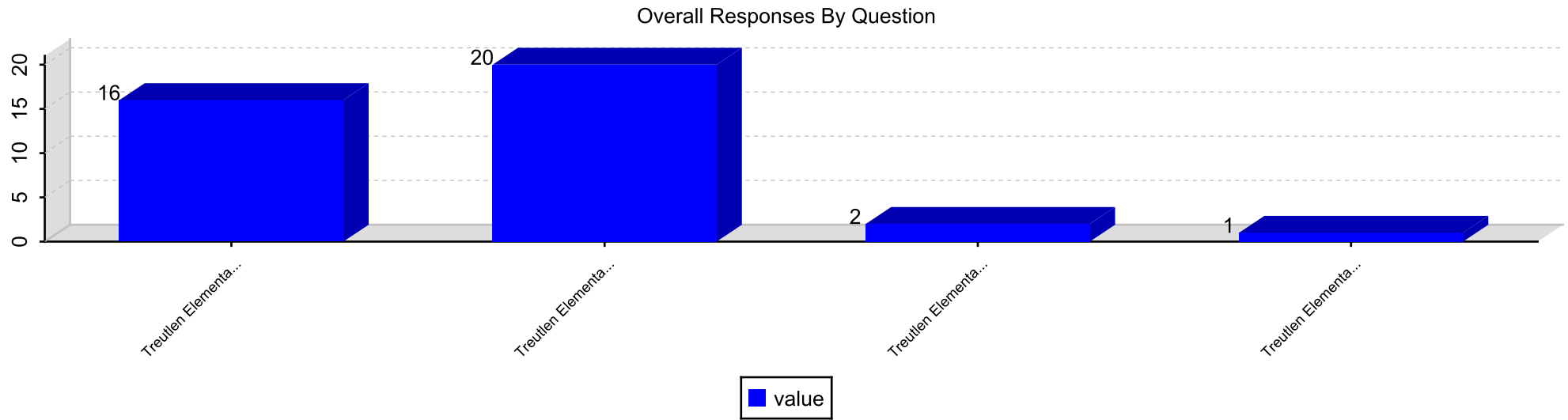
Overall Responses By Question



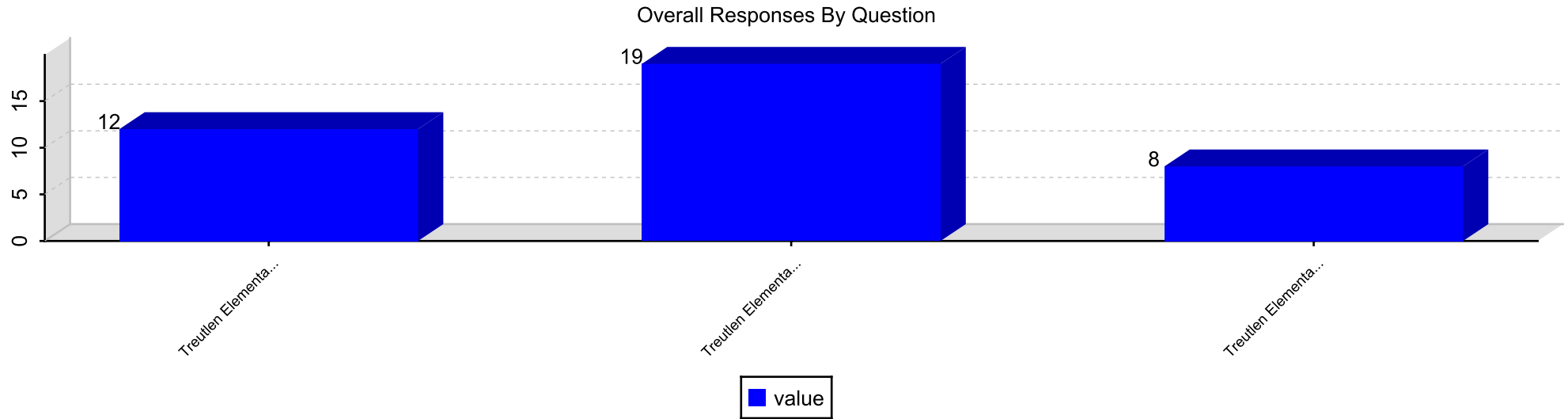
Question 12. Our school's leaders regularly evaluate staff members on criteria designed to improve teaching and learning.



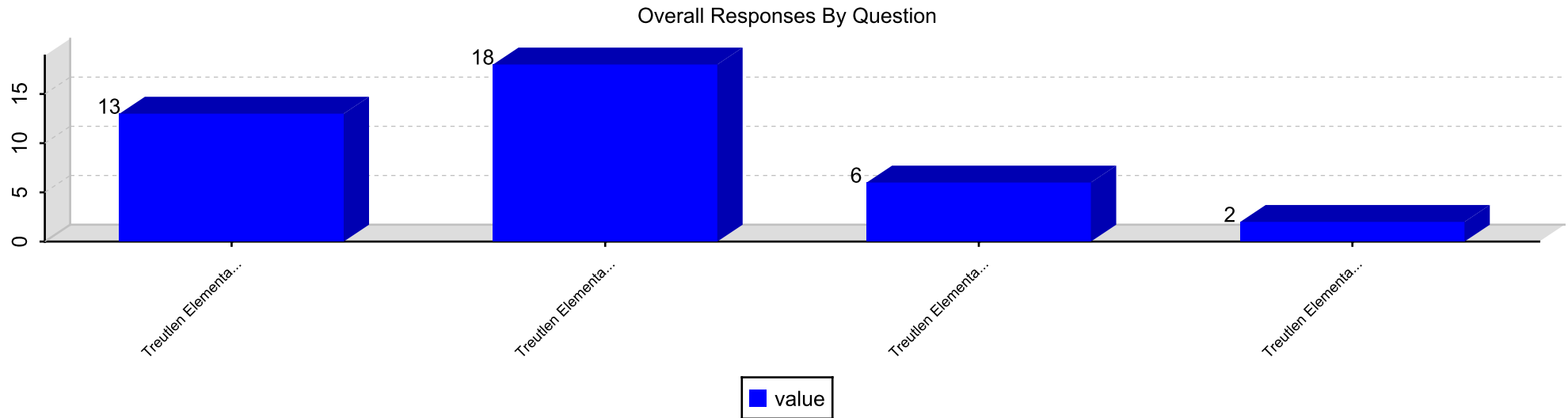
Question 13. Our school's leaders ensure all staff members use supervisory feedback to improve student learning.



Question 14. Our school's leaders engage effectively with all stakeholders about the school's purpose and direction.



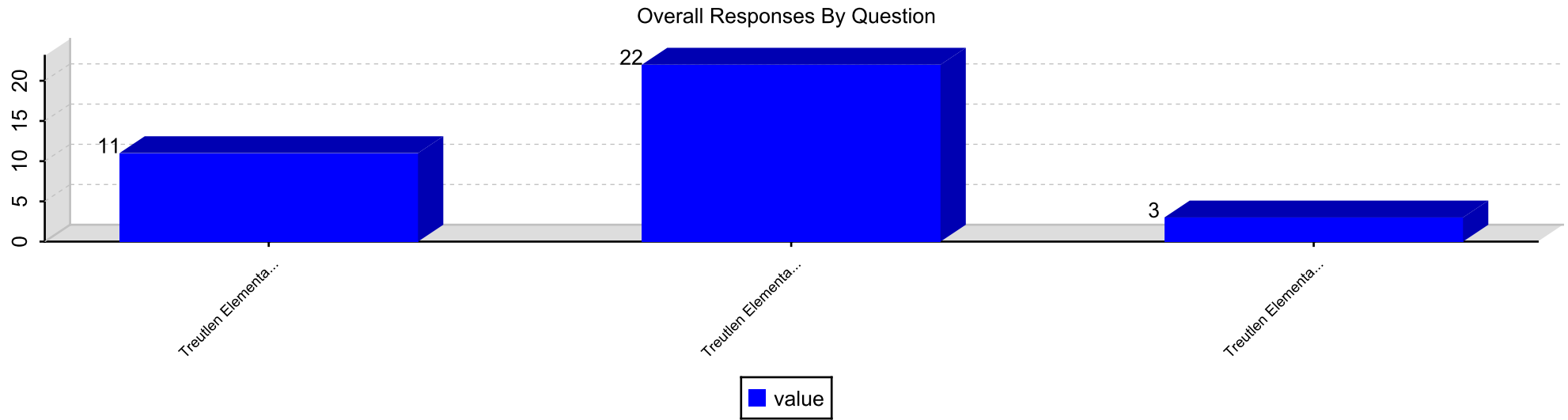
Question 15. Our school's leaders provide opportunities for stakeholders to be involved in the school.



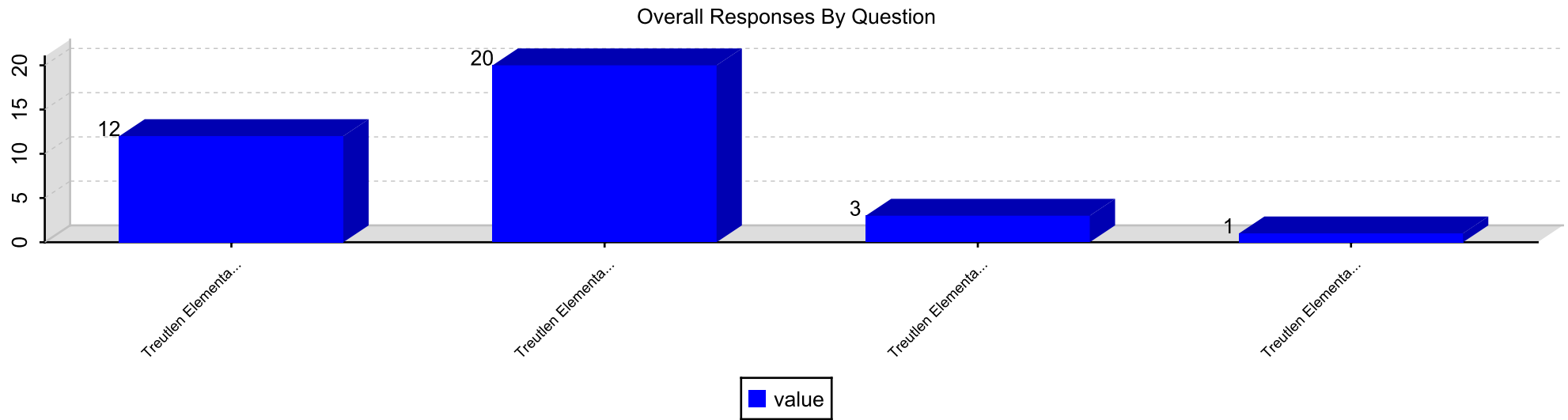
Section: Teaching and Assessing for Learning

Responses By Question

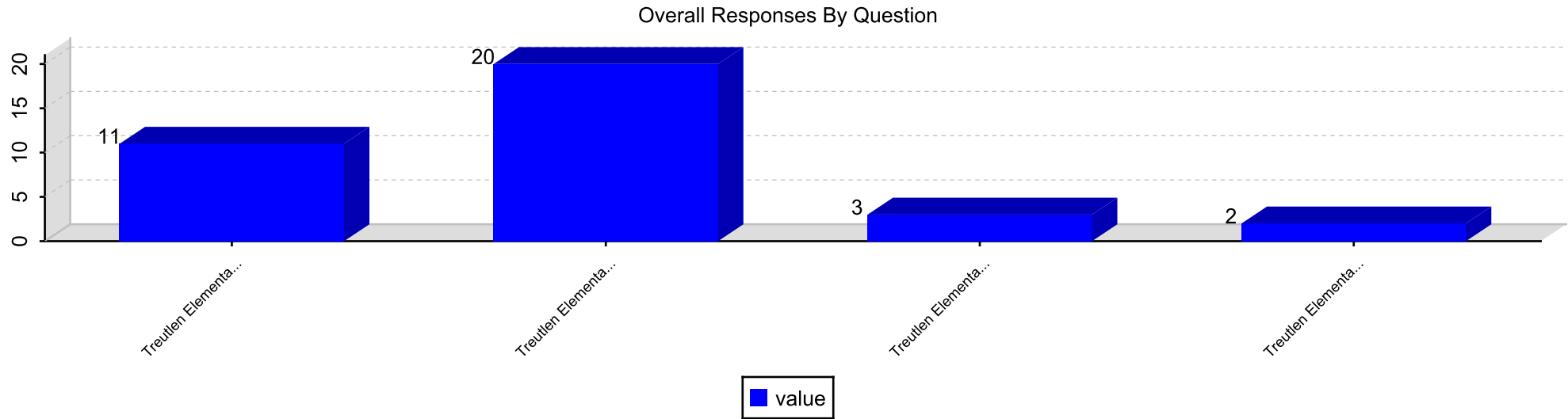
Question 16. All teachers in our school monitor and adjust curriculum, instruction, and assessment based on data from student assessments and examination of professional practice.



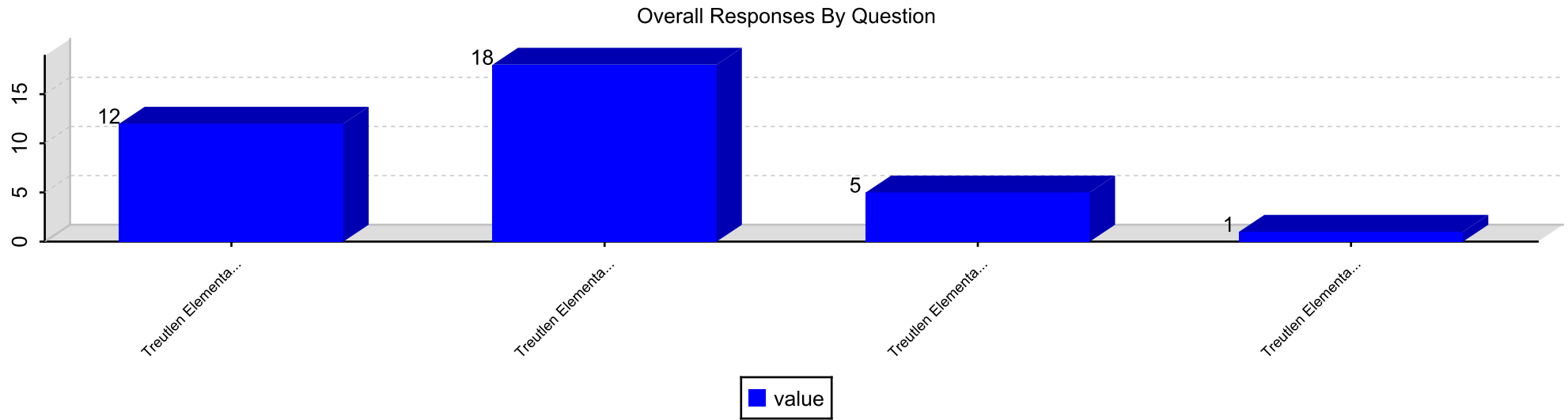
Question 17. All teachers in our school personalize instructional strategies and interventions to address individual learning needs of students.



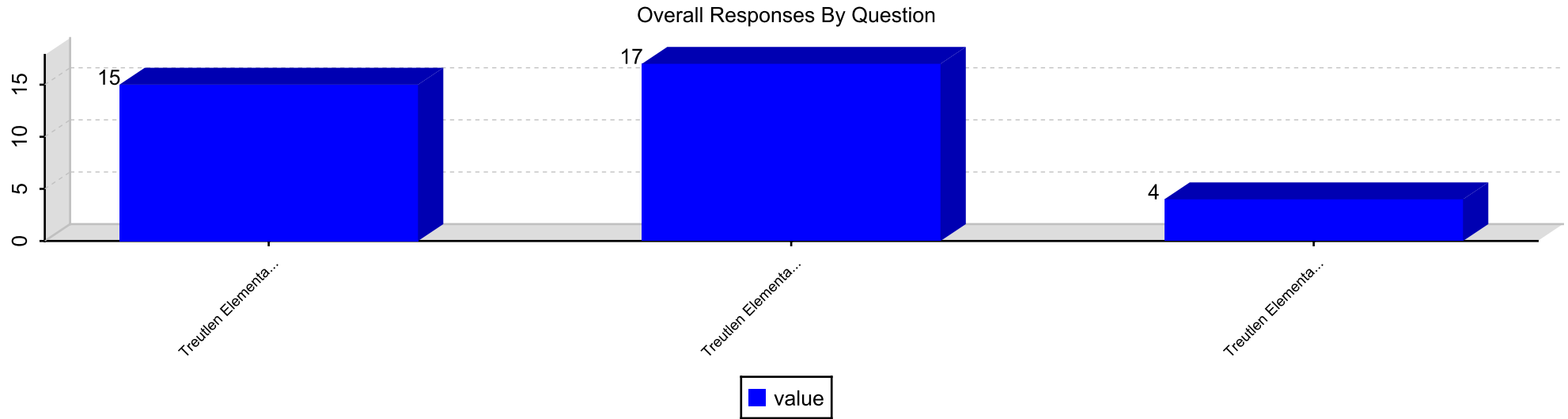
Question 18. All teachers in our school regularly use instructional strategies that require student collaboration, self-reflection, and development of critical thinking skills.



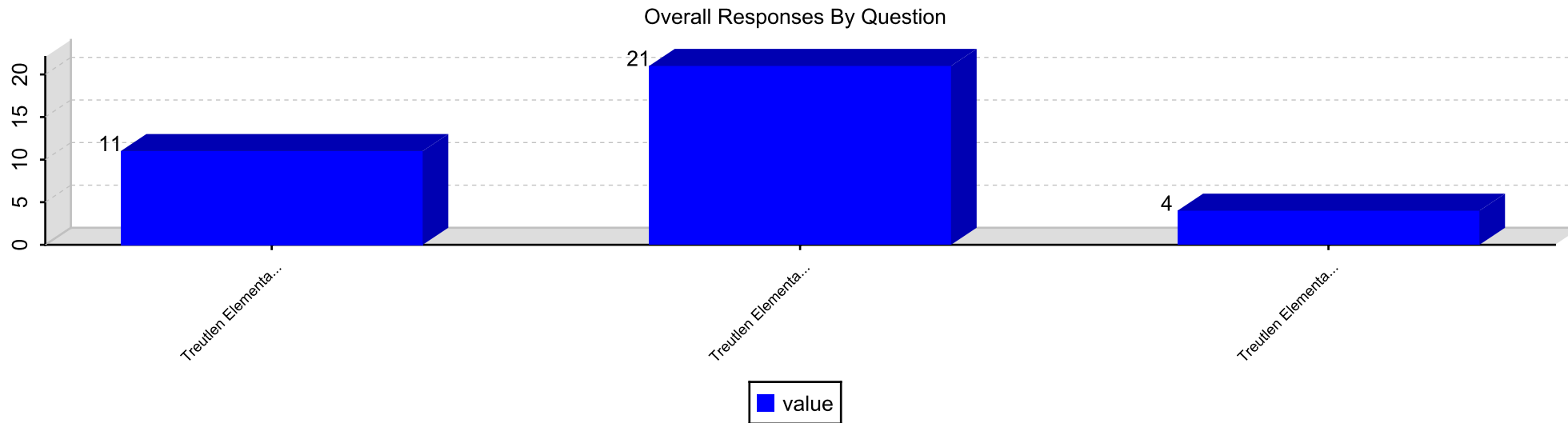
Question 19. All teachers in our school use a variety of technologies as instructional resources.



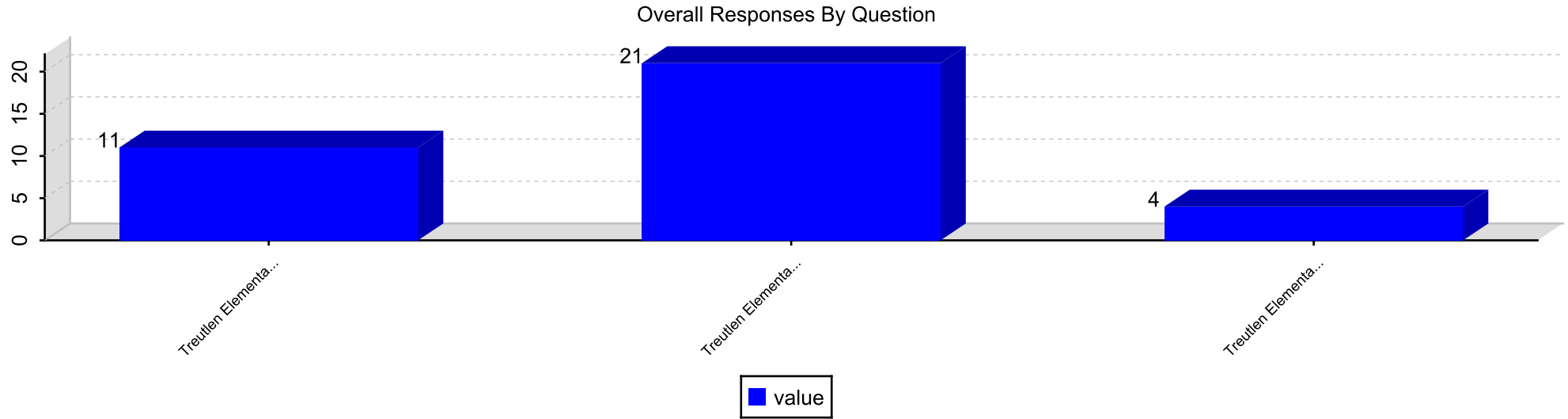
Question 20. All teachers in our school use a process to inform students of their learning expectations and standards of performance.



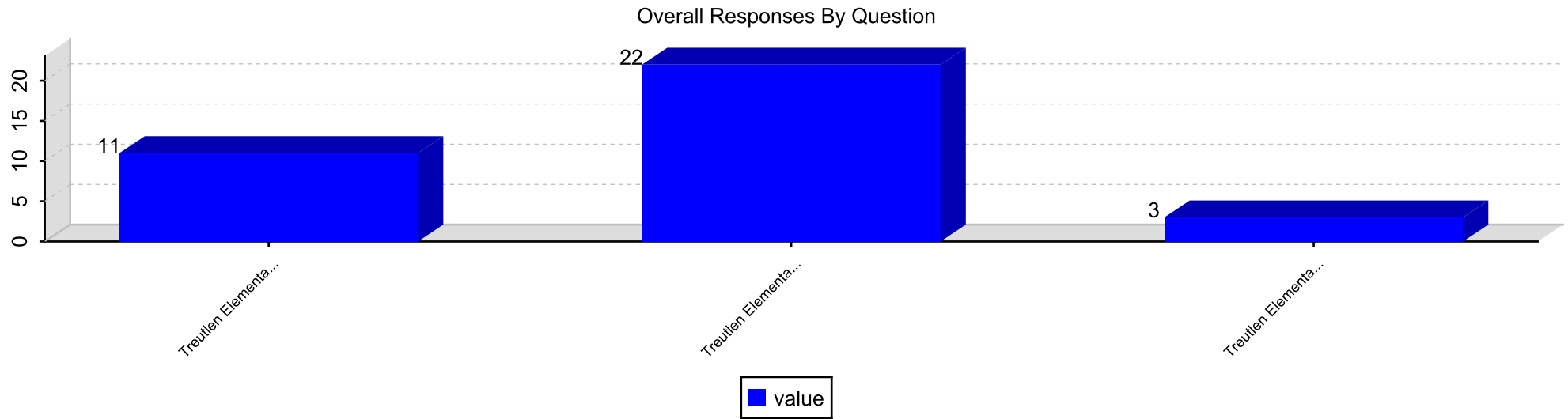
Question 21. All teachers in our school provide students with specific and timely feedback about their learning.



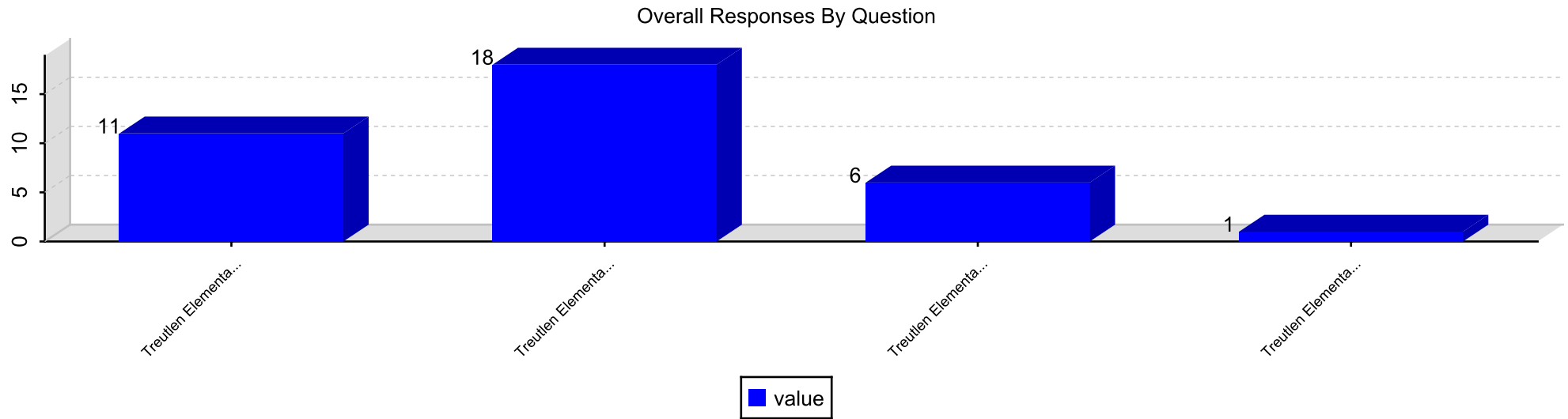
Question 22. All teachers in our school use multiple types of assessments to modify instruction and to revise the curriculum.



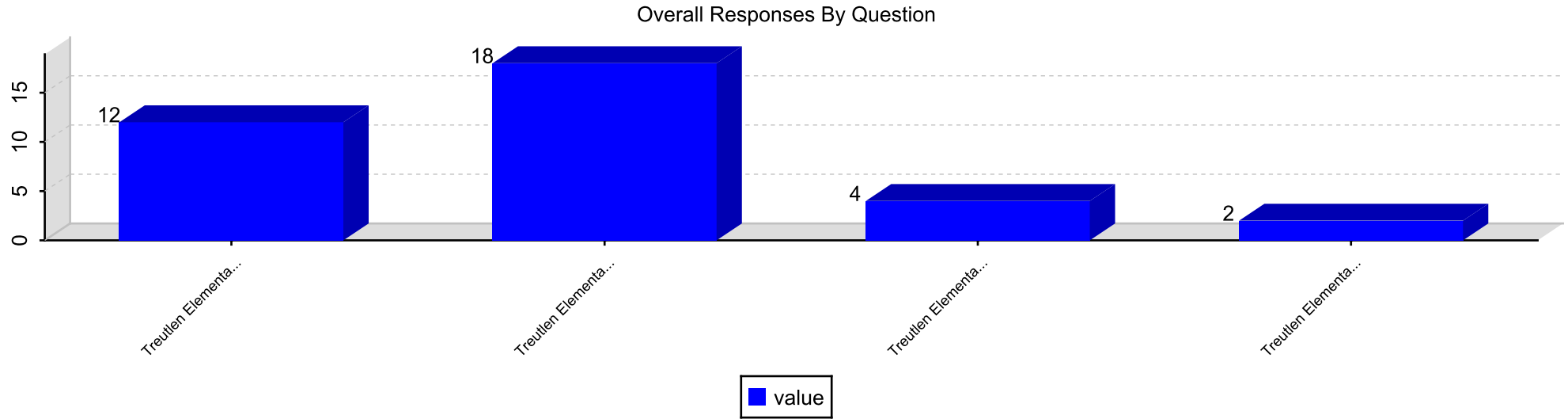
Question 23. All teachers in our school use consistent common grading and reporting policies across grade levels and courses based on clearly defined criteria.



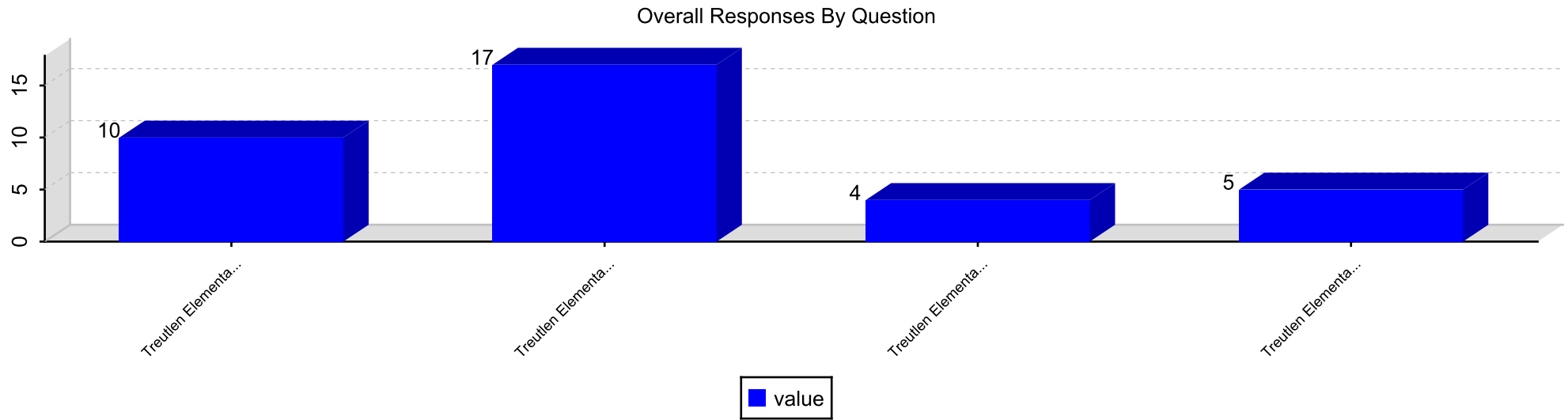
Question 24. All teachers in our school participate in collaborative learning communities that meet both informally and formally across grade levels and content areas.



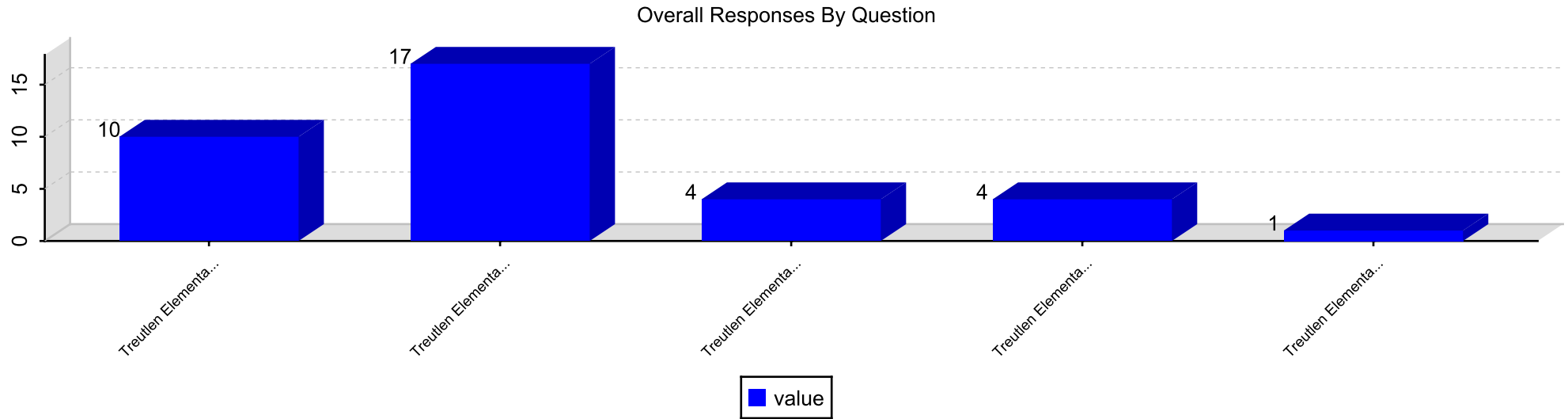
Question 25. All teachers in our school have been trained to implement a formal process that promotes discussion about student learning (e.g., action research, examination of student work, reflection, study teams, and peer coaching).



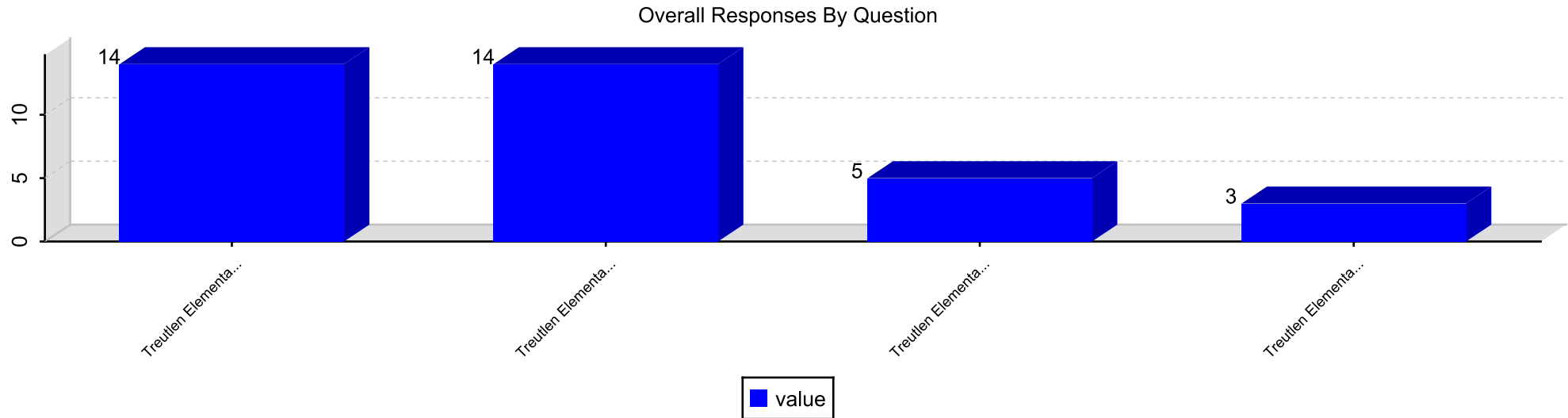
Question 26. In our school, challenging curriculum and learning experiences provide equity for all students in the development of learning, thinking, and life skills.



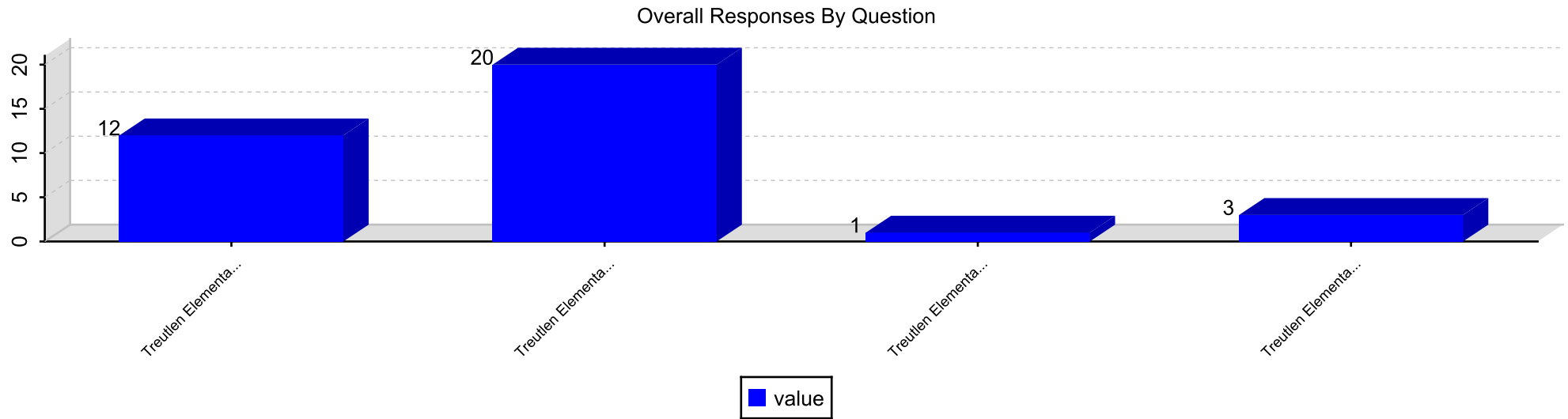
Question 27. In our school, related learning support services are provided for all students based on their needs.



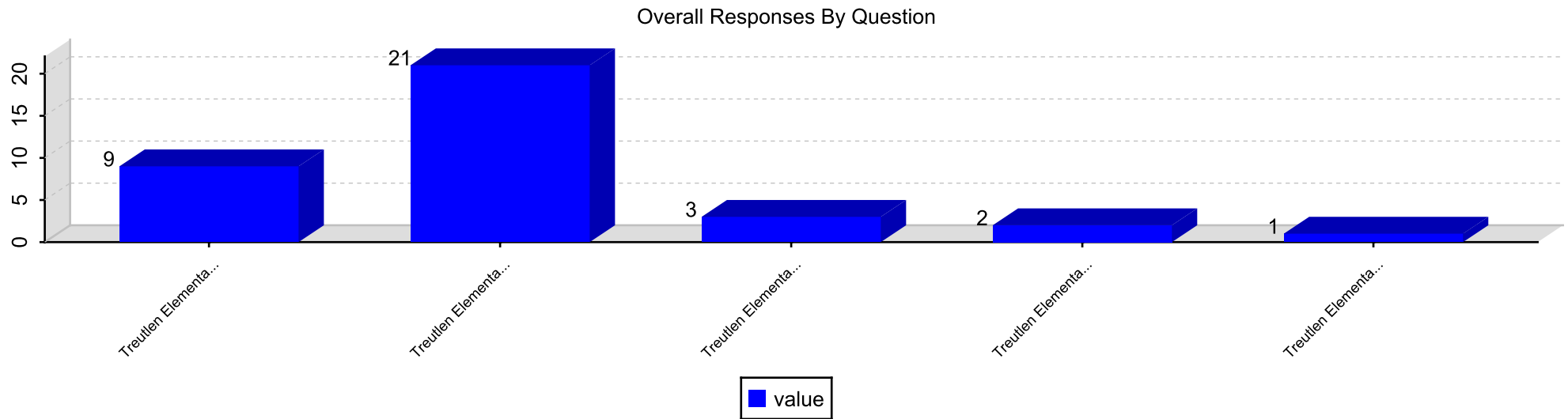
Question 28. In our school, a formal structure exists so that each student is well known by at least one adult advocate in the school who supports that student's educational experience.



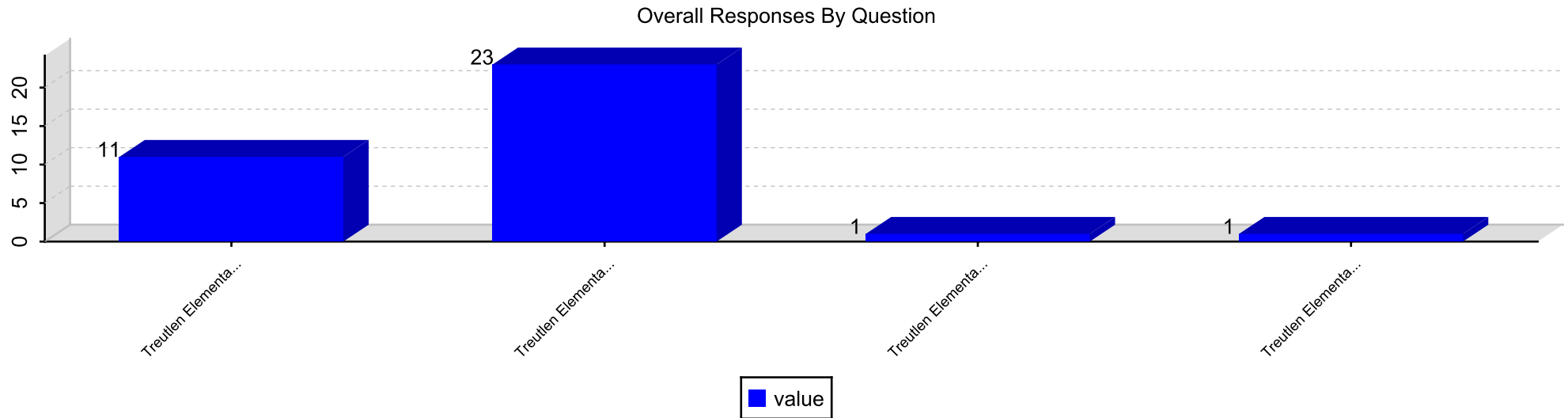
Question 29. In our school, all staff members use student data to address the unique learning needs of all students.



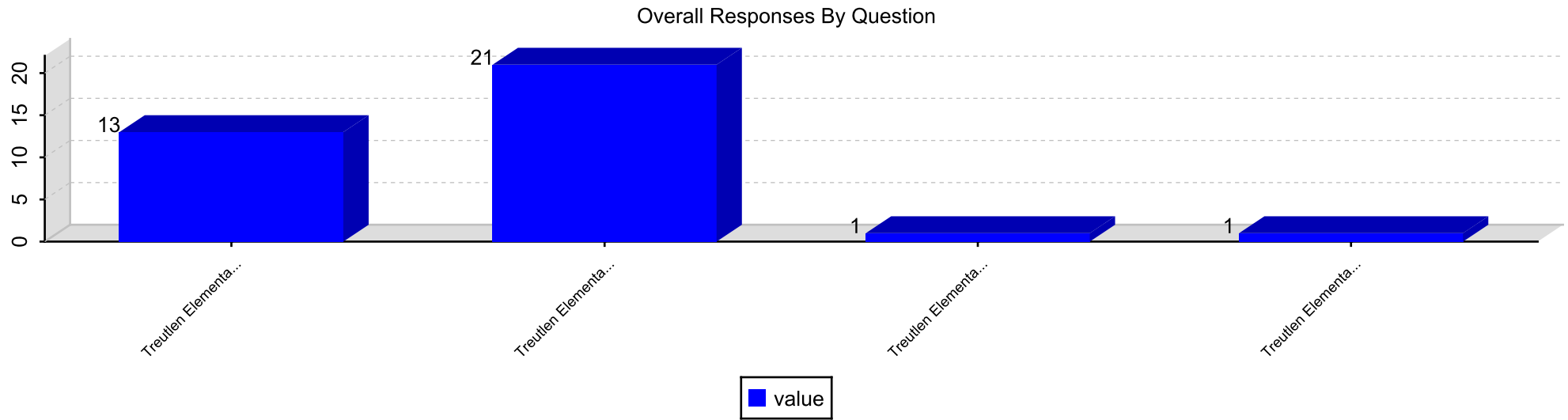
Question 30. In our school, staff members provide peer coaching to teachers.



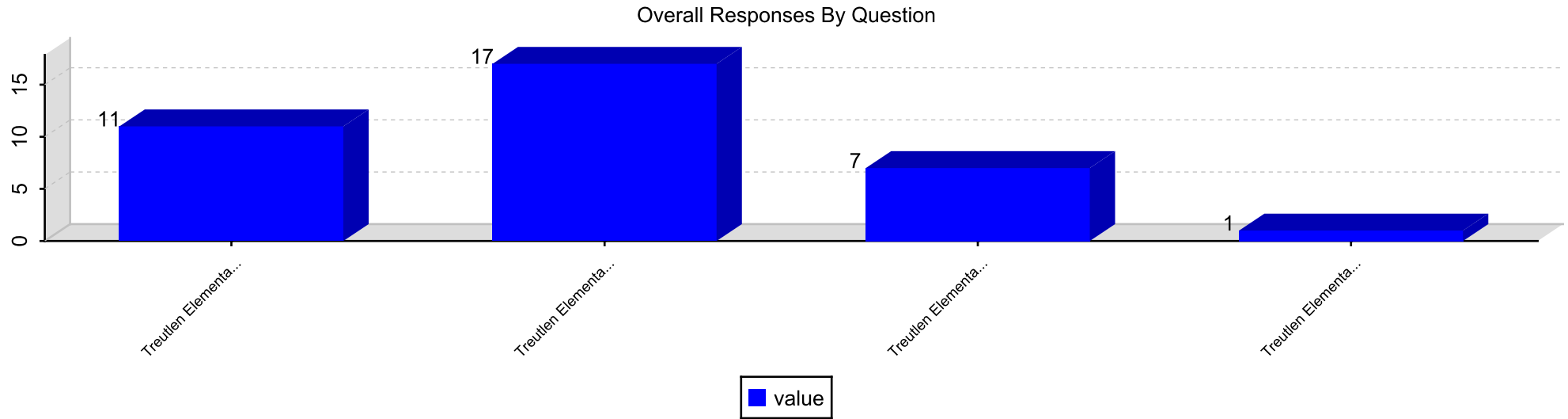
Question 31. In our school, a formal process is in place to support new staff members in their professional practice.



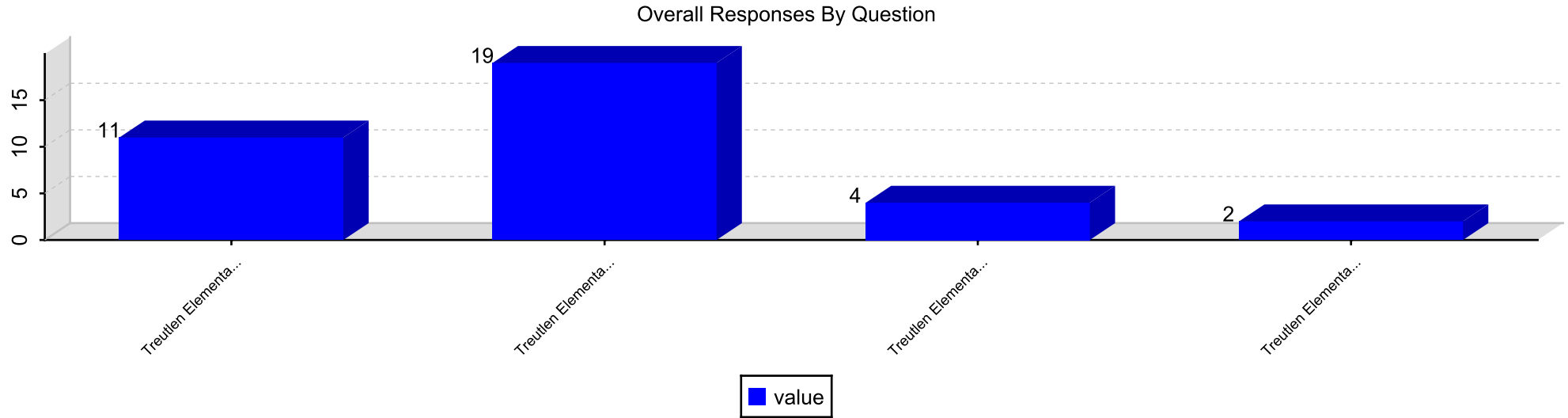
Question 32. In our school, all staff members participate in continuous professional learning based on identified needs of the school.



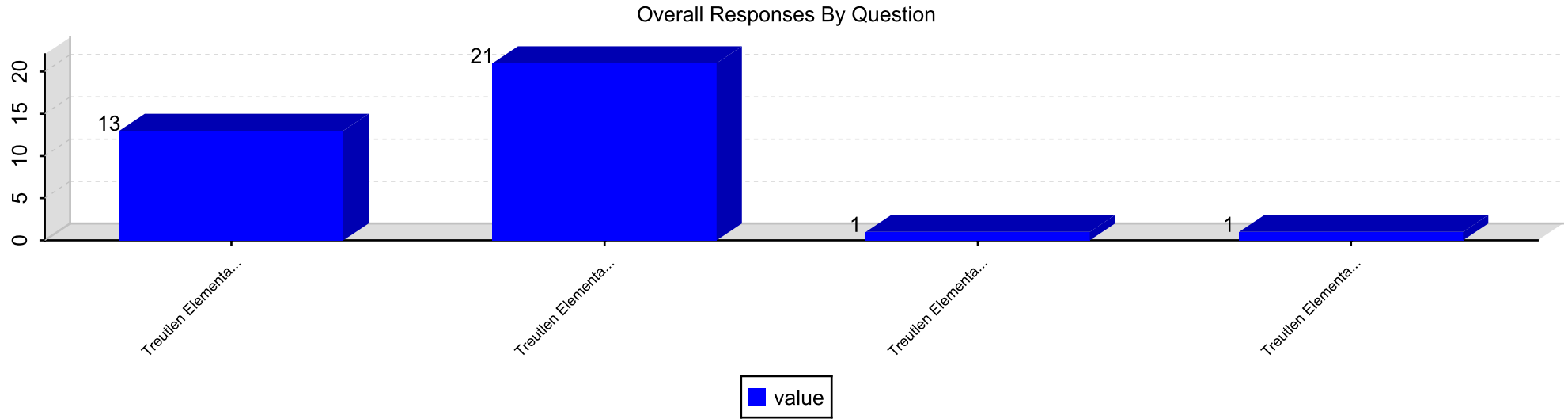
Question 33. In our school, a professional learning program is designed to build capacity among all professional and support staff members.



Question 34. In our school, all school personnel regularly engage families in their children's learning progress.



Question 35. In our school, all stakeholders are informed of policies, processes, and procedures related to grading and reporting.

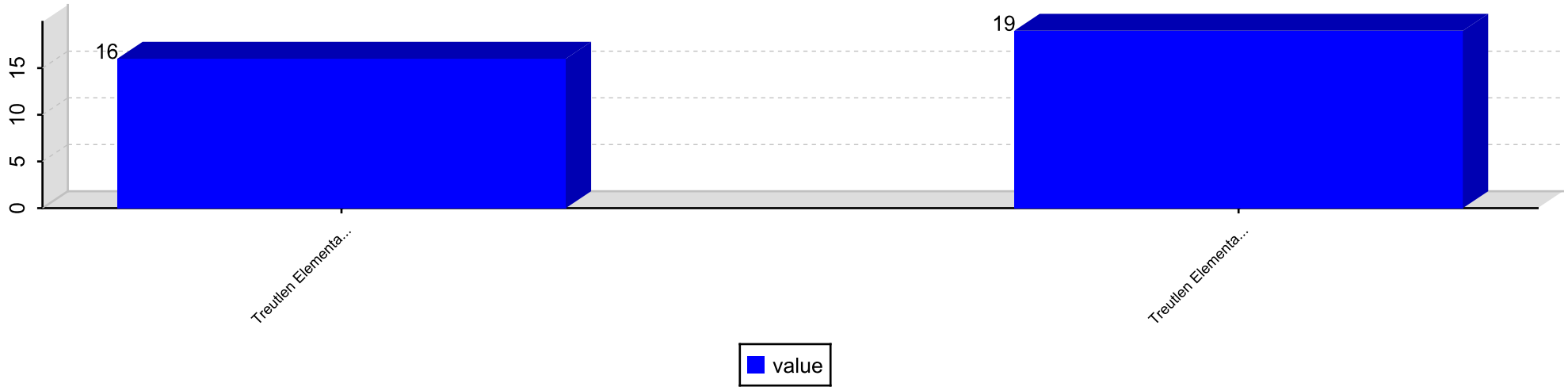


Section: Resources and Support Systems

Responses By Question

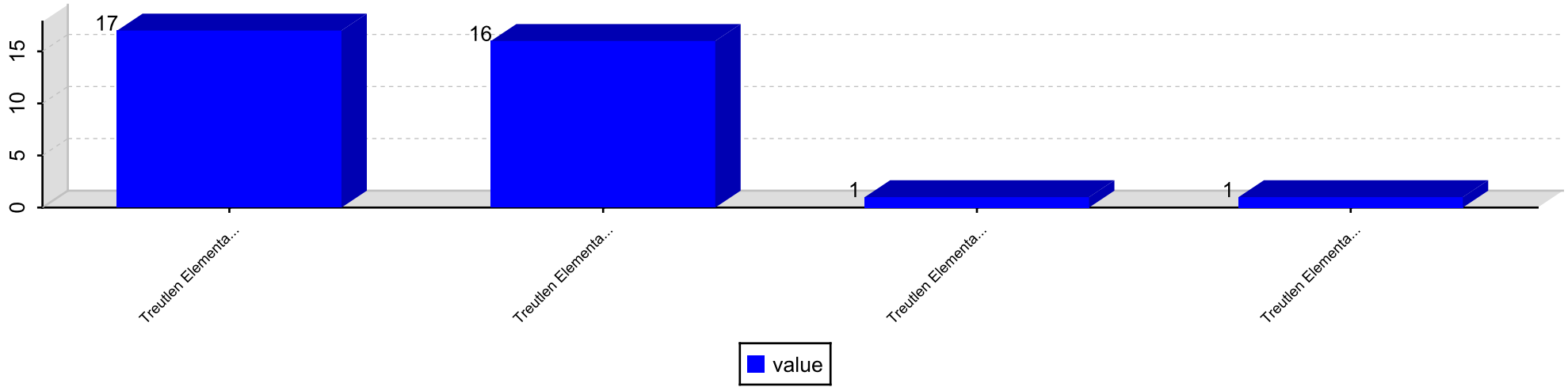
Question 36. Our school provides qualified staff members to support student learning.

Overall Responses By Question

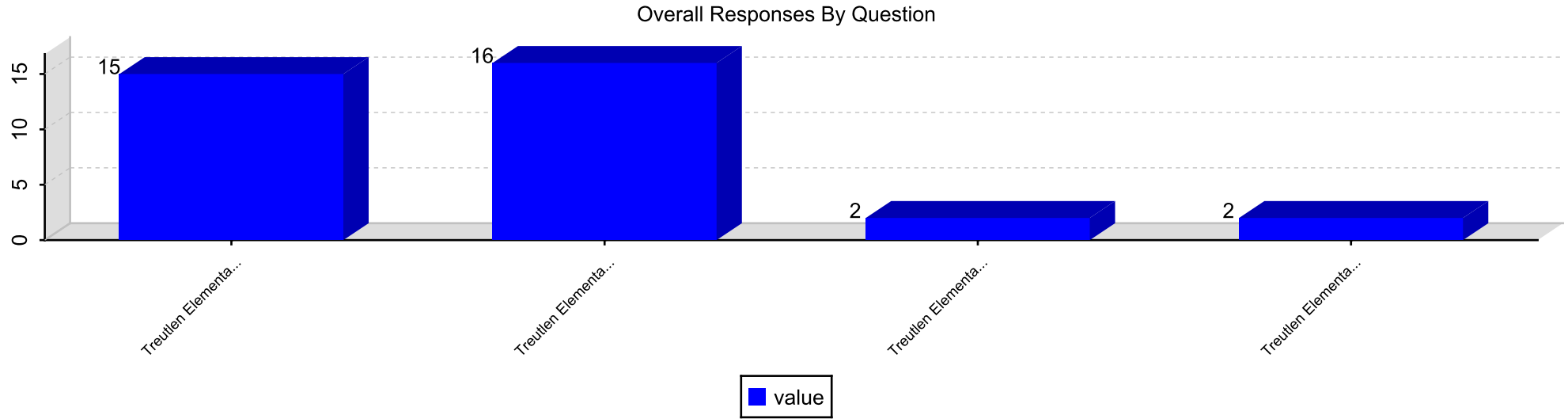


Question 37. Our school provides instructional time and resources to support our school's goals and priorities.

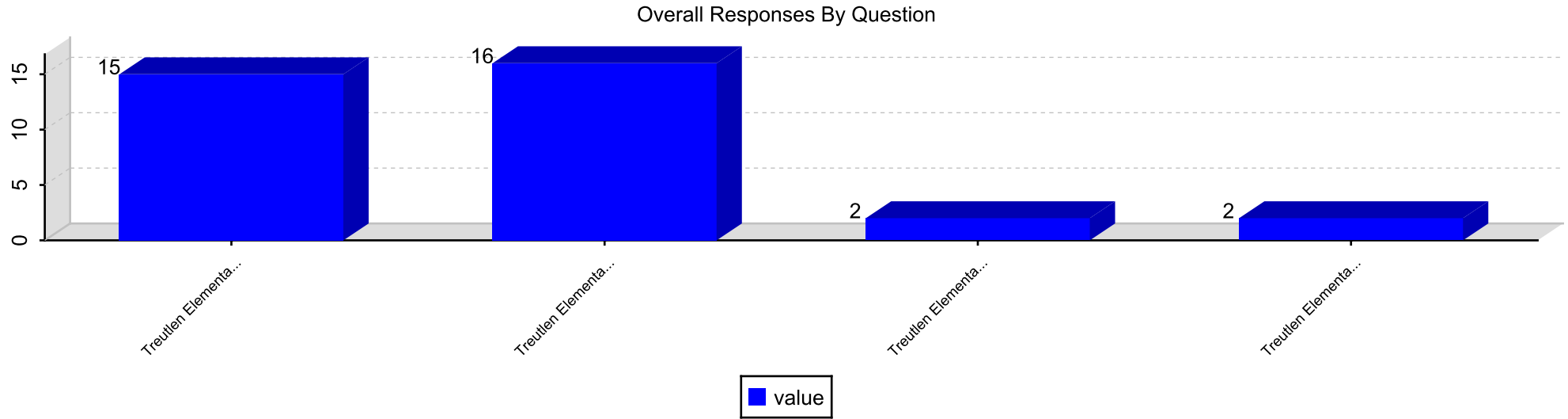
Overall Responses By Question



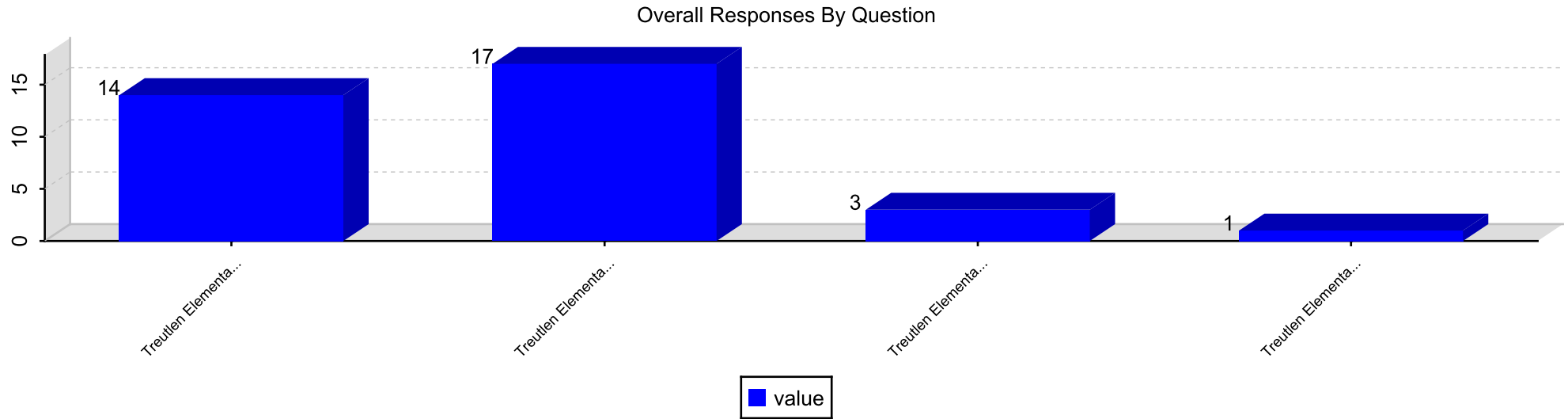
Question 38. Our school provides sufficient material resources to meet student needs.



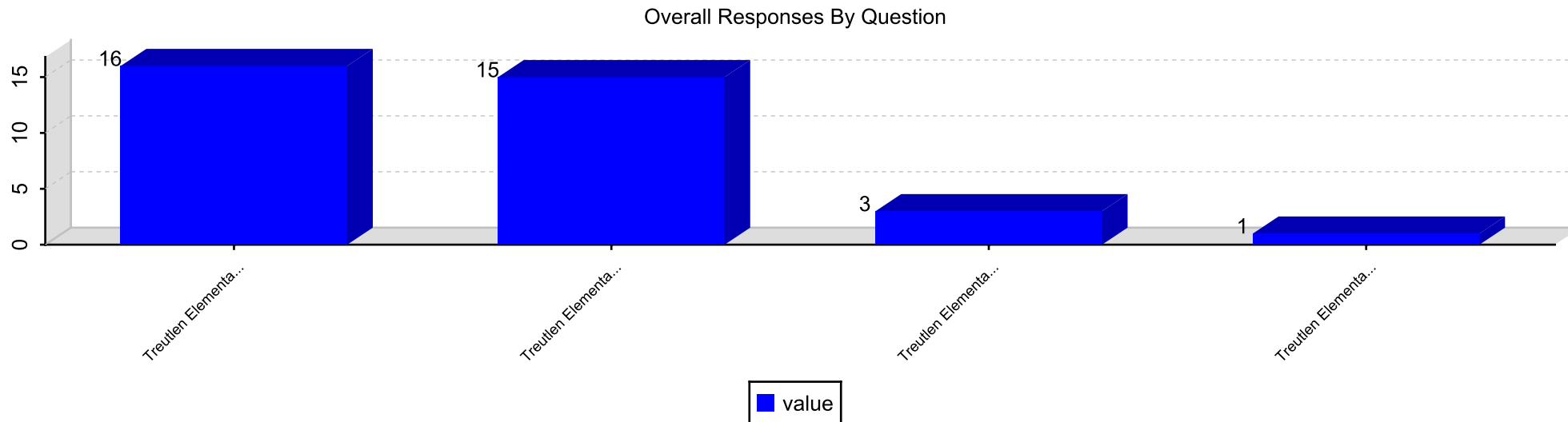
Question 39. Our school provides protected instructional time.



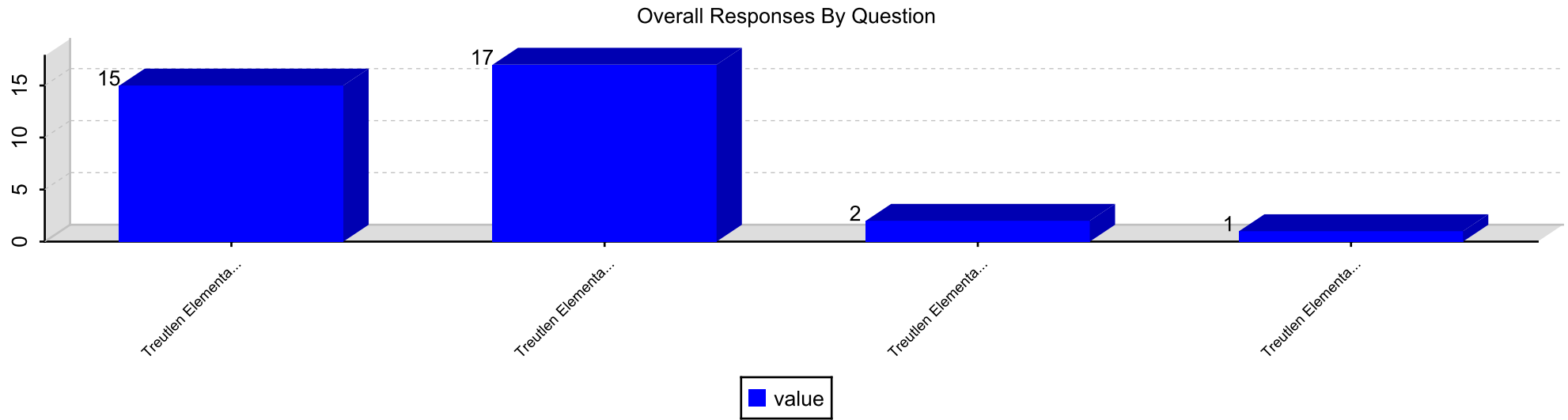
Question 40. Our school provides a variety of information resources to support student learning.



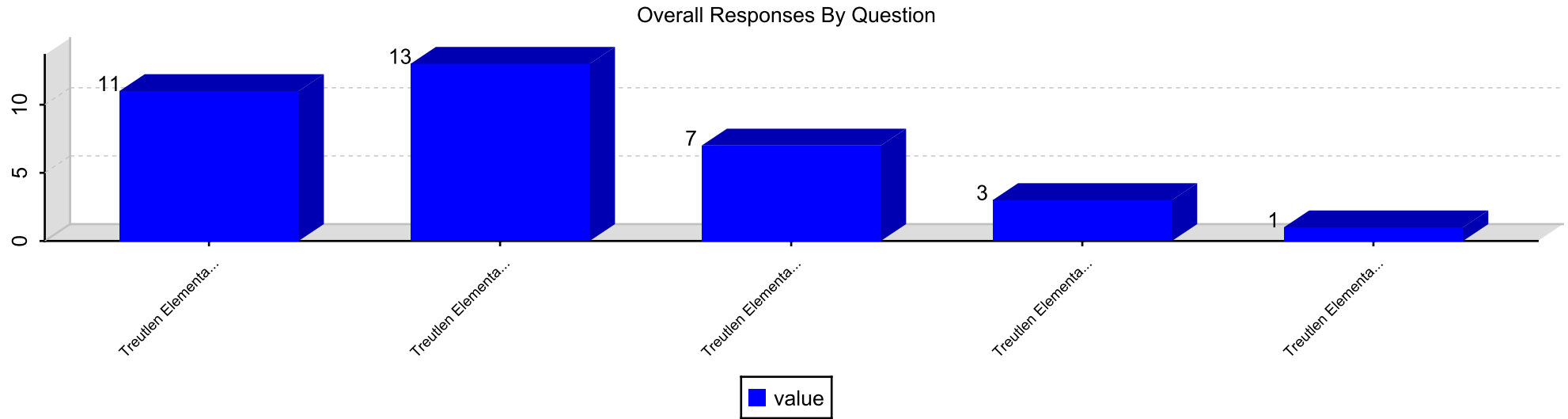
Question 41. Our school provides a plan for the acquisition and support of technology to support student learning.



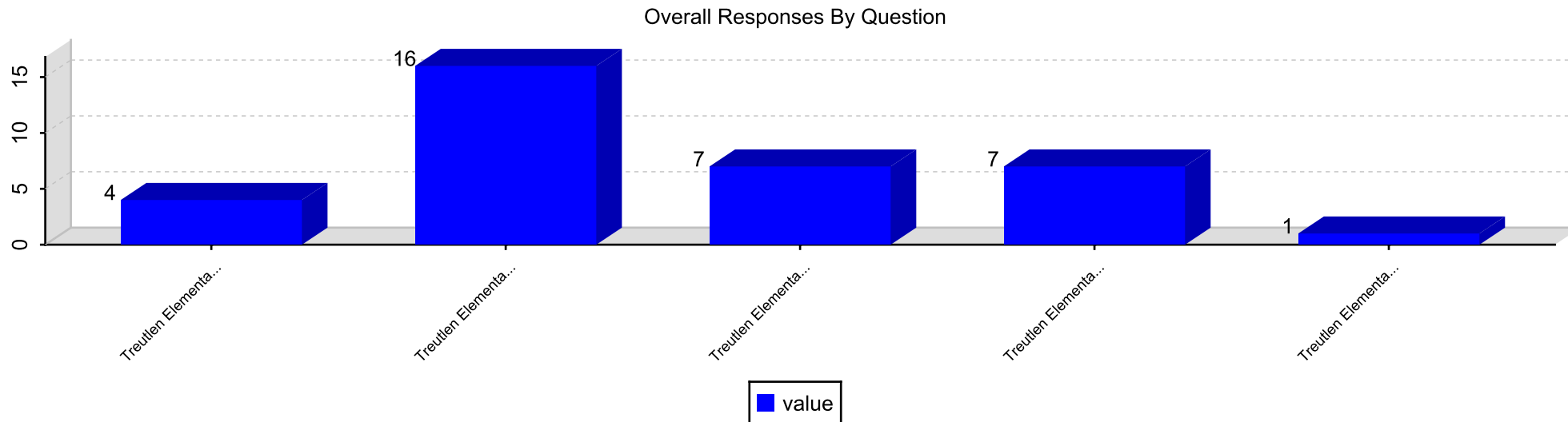
Question 42. Our school provides a plan for the acquisition and support of technology to support the school's operational needs.



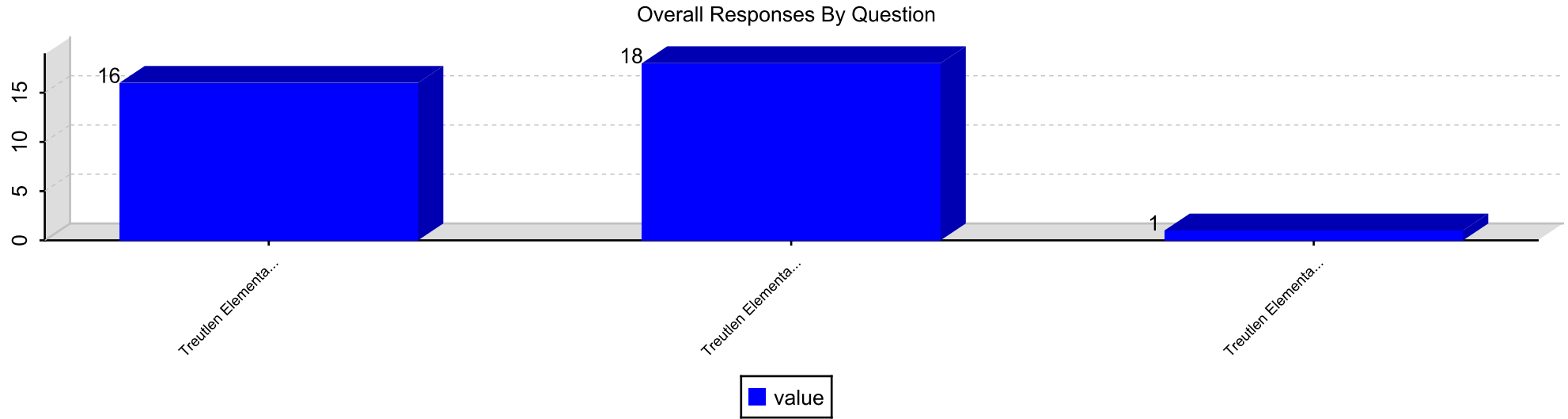
Question 43. Our school provides high quality student support services (e.g., counseling, referrals, educational, and career planning).



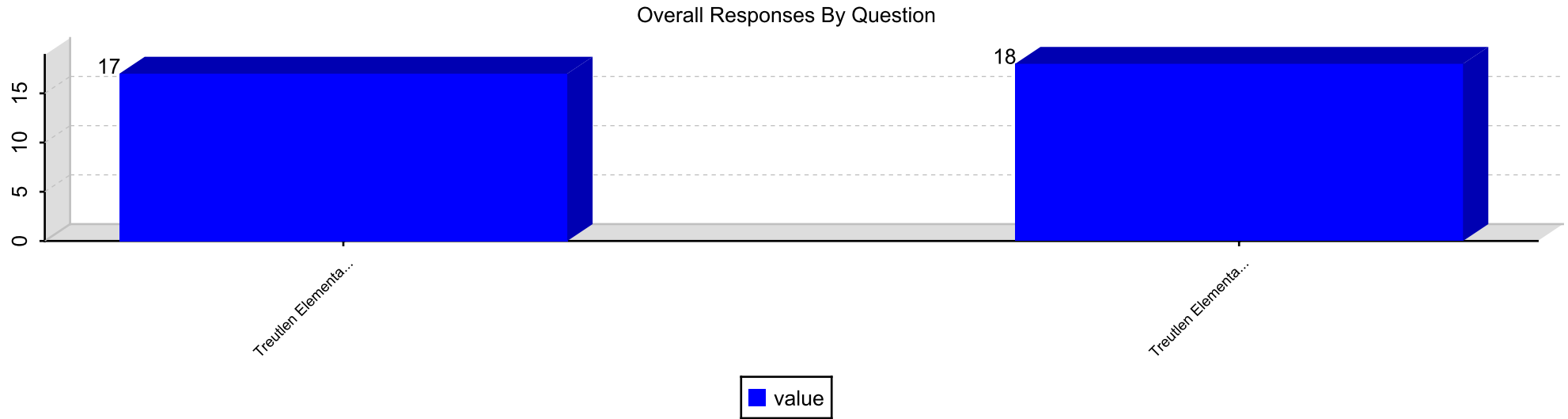
Question 44. Our school provides opportunities for students to participate in activities that interest them.



Question 45. Our school maintains facilities that support student learning.



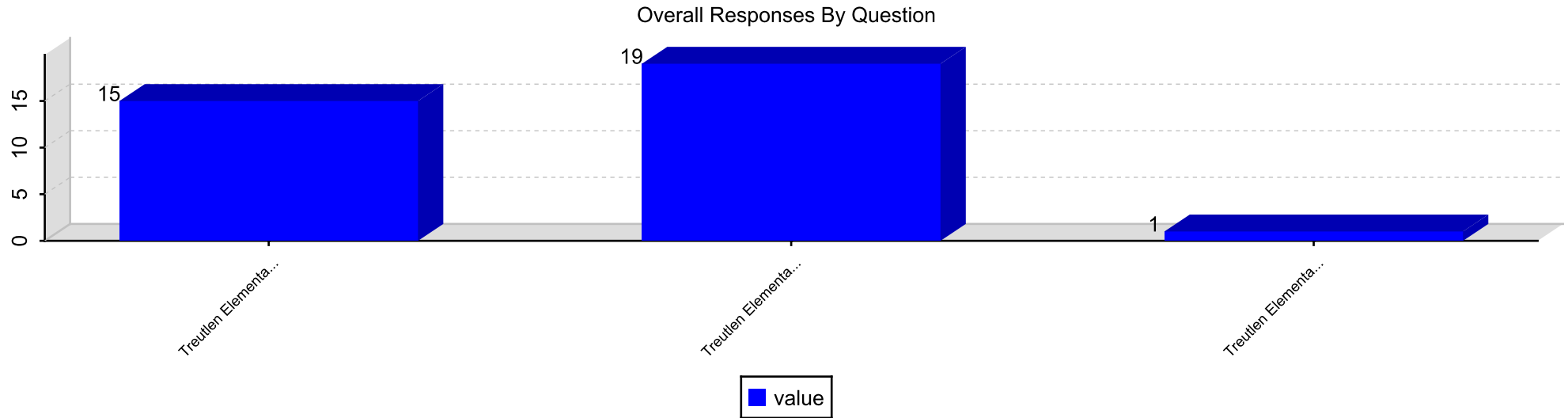
Question 46. Our school maintains facilities that contribute to a safe environment.



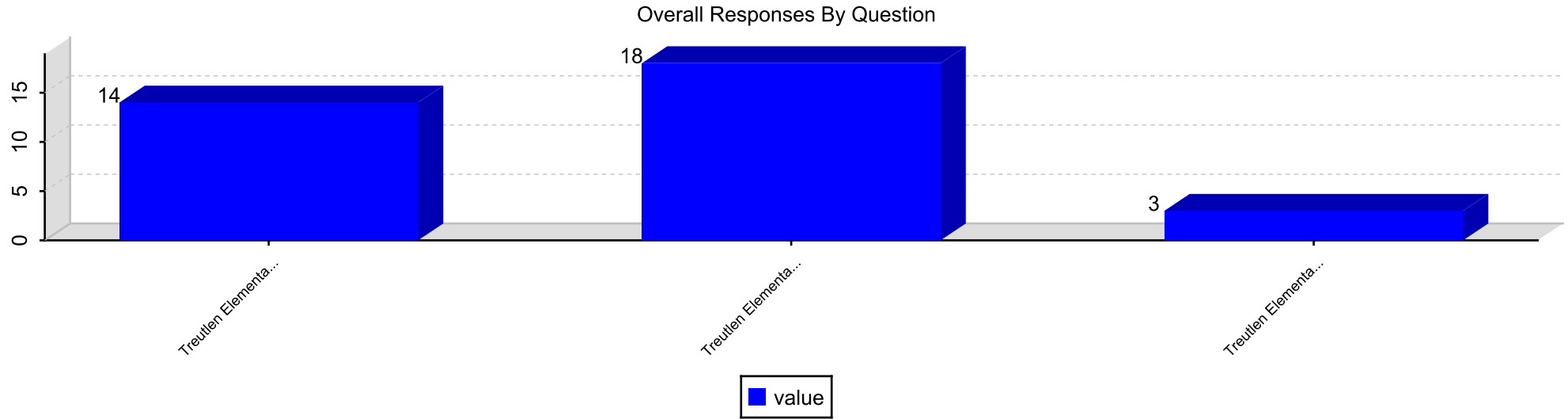
Section: Using Results for Continuous Improvement

Responses By Question

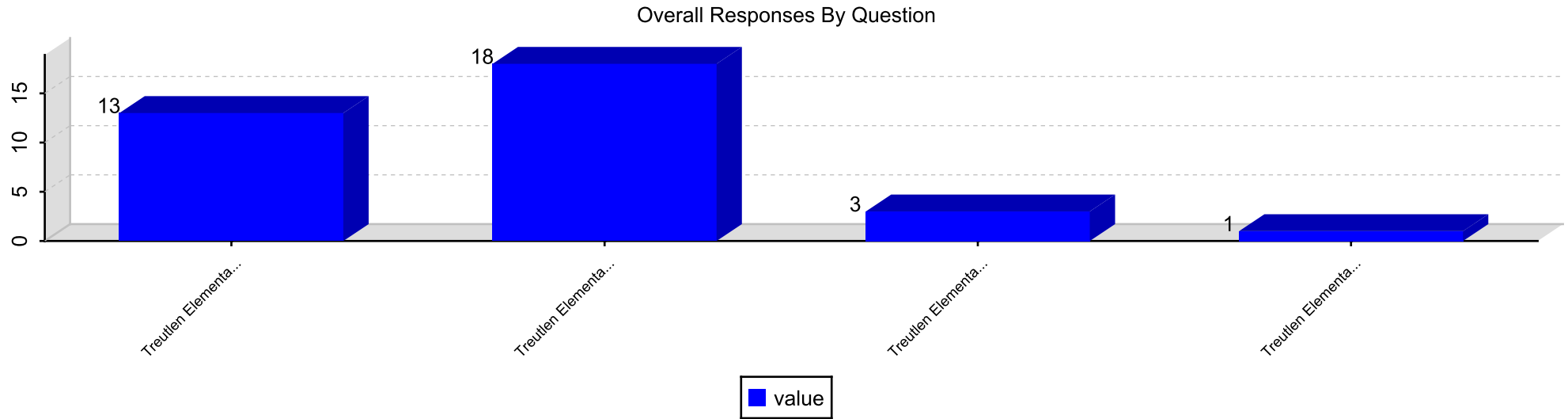
Question 47. Our school uses multiple assessment measures to determine student learning and school performance.



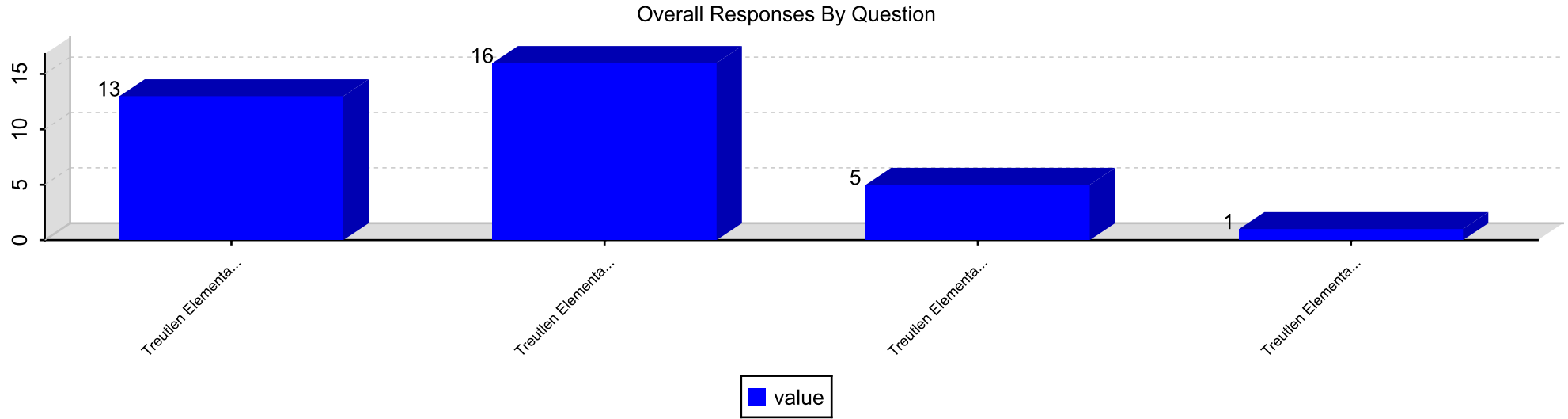
Question 48. Our school employs consistent assessment measures across classrooms and courses.



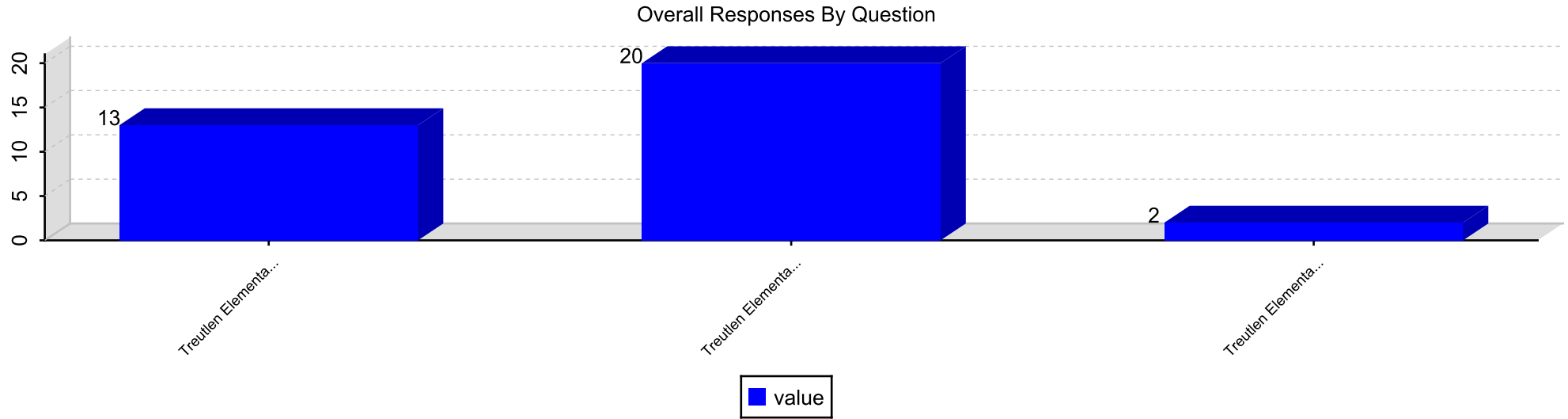
Question 49. Our school has a systematic process for collecting, analyzing, and using data.



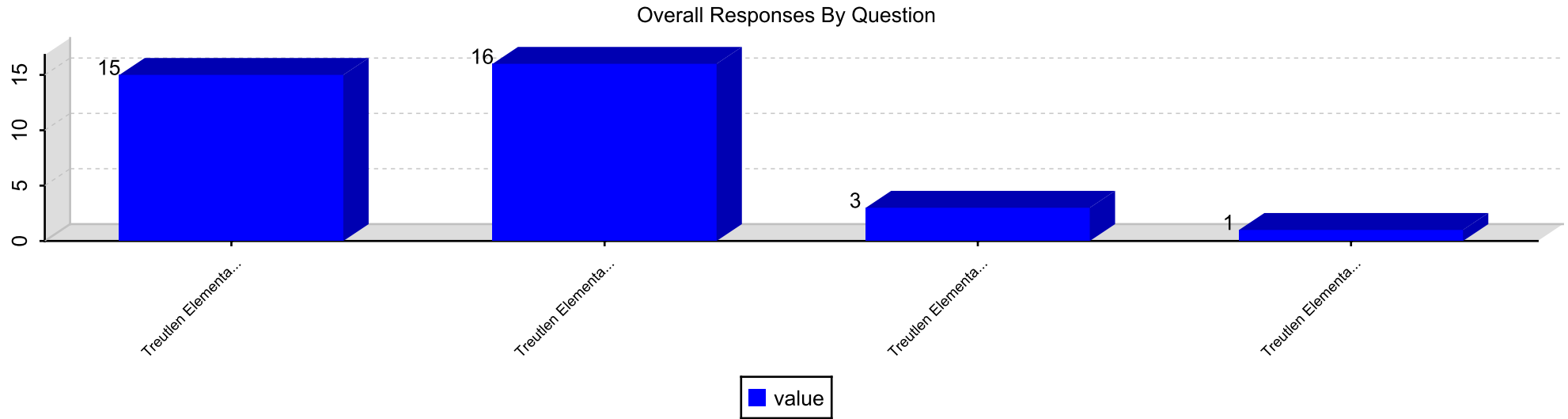
Question 50. Our school ensures all staff members are trained in the evaluation, interpretation, and use of data.



Question 51. Our school uses data to monitor student readiness and success at the next level.



Question 52. Our school leaders monitor data related to student achievement.



Question 53. Our school leaders monitor data related to school continuous improvement goals.

