

## Survey Response Counts

### Section: Purpose and Direction

Question / Institution			Strongly Agree	Agree	Neutral	Disagree	Strongly Disagree	Total
			%	%	%	%	%	%
1. Our school's purpose statement is clearly focused on student success.	Treutlen Elementary School	Average Score	31.14%	50.87%	12.11%	5.19%	0.69%	100%
		4.07	31.14%	50.87%	12.11%	5.19%	0.69%	100%
	Total			31.14%	50.87%	12.11%	5.19%	0.69%
2. Our school's purpose statement is formally reviewed and revised with involvement from parents.	Treutlen Elementary School	Average Score	21.25%	53.31%	19.51%	4.53%	1.39%	100%
		3.89	21.25%	53.31%	19.51%	4.53%	1.39%	100%
	Total			21.25%	53.31%	19.51%	4.53%	1.39%
3. Our school has established goals and a plan for improving student learning.	Treutlen Elementary School	Average Score	27.43%	52.78%	13.54%	4.86%	1.39%	100%
		4.0	27.43%	52.78%	13.54%	4.86%	1.39%	100%
	Total			27.43%	52.78%	13.54%	4.86%	1.39%
Total			26.62%	52.31%	15.05%	4.86%	1.16%	100%

### Section: Governance and Leadership

Question / Institution			Strongly Agree	Agree	Neutral	Disagree	Strongly Disagree	Not Applicable	Total
			%	%	%	%	%	%	%
4. Our school's governing body operates responsibly and functions effectively.	Treutlen Elementary School	Average Score	22.81%	46.67%	20.35%	8.07%	2.11%	0%	100%
		3.8	22.81%	46.67%	20.35%	8.07%	2.11%	0%	100%
	Total			22.81%	46.67%	20.35%	8.07%	2.11%	0%
5. Our school's governing body does not interfere with the operation or leadership of our school.	Treutlen Elementary School	Average Score	17.3%	43.6%	26.64%	8.65%	3.81%	0%	100%
		3.62	17.3%	43.6%	26.64%	8.65%	3.81%	0%	100%
	Total			17.3%	43.6%	26.64%	8.65%	3.81%	0%

Question / Institution			Strongly Agree	Agree	Neutral	Disagree	Strongly Disagree	Not Applicable	Total
			%	%	%	%	%	%	%
6. Our school has high expectations for students in all classes.	Treutlen Elementary School	Average Score	31.36%	46.69%	16.72%	2.79%	2.44%	0%	100%
		4.02	31.36%	46.69%	16.72%	2.79%	2.44%	0%	100%
	Total			31.36%	46.69%	16.72%	2.79%	2.44%	0%
7. Our school shares responsibility for student learning with its stakeholders.	Treutlen Elementary School	Average Score	17.67%	49.12%	27.21%	4.24%	1.41%	0.35%	100%
		3.76	17.67%	49.12%	27.21%	4.24%	1.41%	0.35%	100%
	Total			17.67%	49.12%	27.21%	4.24%	1.41%	0.35%
8. Our school communicates effectively about the school's goals and activities.	Treutlen Elementary School	Average Score	26.04%	51.04%	14.58%	5.9%	2.43%	0%	100%
		3.92	26.04%	51.04%	14.58%	5.9%	2.43%	0%	100%
	Total			26.04%	51.04%	14.58%	5.9%	2.43%	0%
9. Our school provides opportunities for stakeholders to be involved in the school.	Treutlen Elementary School	Average Score	20.5%	49.64%	25.18%	3.24%	1.44%	0%	100%
		3.85	20.5%	49.64%	25.18%	3.24%	1.44%	0%	100%
	Total			20.5%	49.64%	25.18%	3.24%	1.44%	0%
Total			22.63%	47.78%	21.75%	5.5%	2.28%	0.06%	100%

Section: Teaching and Assessing for Learning

Question / Institution			Strongly Agree	Agree	Neutral	Disagree	Strongly Disagree	Not Applicable	Total
			%	%	%	%	%	%	%
10. All of my child's teachers provide an equitable curriculum that meets his/her learning needs.	Treutlen Elementary School	Average Score	29.27%	50.87%	10.1%	8.71%	1.05%	0%	100%
		3.99	29.27%	50.87%	10.1%	8.71%	1.05%	0%	100%
	Total			29.27%	50.87%	10.1%	8.71%	1.05%	0%
11. All of my child's teachers give work that challenges my child.	Treutlen Elementary School	Average Score	28.67%	52.8%	11.54%	6.64%	0.35%	0%	100%
		4.03	28.67%	52.8%	11.54%	6.64%	0.35%	0%	100%
	Total			28.67%	52.8%	11.54%	6.64%	0.35%	0%
12. All of my child's teachers use a variety of teaching strategies and learning activities.	Treutlen Elementary School	Average Score	29.43%	52.13%	13.83%	2.84%	1.77%	0%	100%
		4.05	29.43%	52.13%	13.83%	2.84%	1.77%	0%	100%
	Total			29.43%	52.13%	13.83%	2.84%	1.77%	0%

Question / Institution		Strongly Agree	Agree	Neutral	Disagree	Strongly Disagree	Not Applicable	Total	
									%
13. All of my child's teachers meet his/her learning needs by individualizing instruction.	Treutlen Elementary School	Average Score	25.44%	48.08%	14.29%	9.76%	2.44%	0%	100%
		3.84	25.44%	48.08%	14.29%	9.76%	2.44%	0%	100%
	Total	25.44%	48.08%	14.29%	9.76%	2.44%	0%	100%	
14. All of my child's teachers work as a team to help my child learn.	Treutlen Elementary School	Average Score	32.29%	47.57%	14.93%	4.51%	0.69%	0%	100%
		4.06	32.29%	47.57%	14.93%	4.51%	0.69%	0%	100%
	Total	32.29%	47.57%	14.93%	4.51%	0.69%	0%	100%	
15. All of my child's teachers help me to understand my child's progress.	Treutlen Elementary School	Average Score	35.42%	47.57%	8.68%	7.64%	0.69%	0%	100%
		4.09	35.42%	47.57%	8.68%	7.64%	0.69%	0%	100%
	Total	35.42%	47.57%	8.68%	7.64%	0.69%	0%	100%	
16. All of my child's teachers keep me informed regularly of how my child is being graded.	Treutlen Elementary School	Average Score	34.97%	48.6%	10.14%	4.2%	2.1%	0%	100%
		4.1	34.97%	48.6%	10.14%	4.2%	2.1%	0%	100%
	Total	34.97%	48.6%	10.14%	4.2%	2.1%	0%	100%	
17. All of my child's teachers report on my child's progress in easy to understand language.	Treutlen Elementary School	Average Score	35.89%	53.31%	9.06%	1.39%	0.35%	0%	100%
		4.23	35.89%	53.31%	9.06%	1.39%	0.35%	0%	100%
	Total	35.89%	53.31%	9.06%	1.39%	0.35%	0%	100%	
18. My child sees a relationship between what is being taught and his/her everyday life.	Treutlen Elementary School	Average Score	24.56%	54.8%	16.37%	4.27%	0%	0%	100%
		4.0	24.56%	54.8%	16.37%	4.27%	0%	0%	100%
	Total	24.56%	54.8%	16.37%	4.27%	0%	0%	100%	
19. My child knows the expectations for learning in all classes.	Treutlen Elementary School	Average Score	34.72%	52.43%	9.38%	2.78%	0.69%	0%	100%
		4.18	34.72%	52.43%	9.38%	2.78%	0.69%	0%	100%
	Total	34.72%	52.43%	9.38%	2.78%	0.69%	0%	100%	
20. My child has at least one adult advocate in the school.	Treutlen Elementary School	Average Score	28.11%	50.18%	17.08%	3.91%	0.71%	0%	100%
		4.01	28.11%	50.18%	17.08%	3.91%	0.71%	0%	100%
	Total	28.11%	50.18%	17.08%	3.91%	0.71%	0%	100%	
21. My child is given multiple assessments to measure his/her understanding of what was taught.	Treutlen Elementary School	Average Score	27.08%	54.86%	13.54%	3.47%	1.04%	0%	100%
		4.03	27.08%	54.86%	13.54%	3.47%	1.04%	0%	100%
	Total	27.08%	54.86%	13.54%	3.47%	1.04%	0%	100%	

Question / Institution			Strongly Agree	Agree	Neutral	Disagree	Strongly Disagree	Not Applicable	Total
			%	%	%	%	%	%	%
22. My child has up-to-date computers and other technology to learn.	Treutlen Elementary School	Average Score	23.08%	55.59%	16.78%	2.1%	2.45%	0%	100%
		3.95	23.08%	55.59%	16.78%	2.1%	2.45%	0%	100%
	Total			23.08%	55.59%	16.78%	2.1%	2.45%	0%
23. My child has access to support services based on his/her identified needs.	Treutlen Elementary School	Average Score	23.08%	51.75%	16.43%	4.55%	3.5%	0.7%	100%
		3.84	23.08%	51.75%	16.43%	4.55%	3.5%	0.7%	100%
	Total			23.08%	51.75%	16.43%	4.55%	3.5%	0.7%
Total			29.44%	51.46%	13%	4.77%	1.27%	0.05%	100%

Section: Resources and Support Systems

Question / Institution			Strongly Agree	Agree	Neutral	Disagree	Strongly Disagree	Total
			%	%	%	%	%	%
24. Our school provides qualified staff members to support student learning.	Treutlen Elementary School	Average Score	29.07%	48.79%	15.92%	5.54%	0.69%	100%
		4.0	29.07%	48.79%	15.92%	5.54%	0.69%	100%
	Total			29.07%	48.79%	15.92%	5.54%	0.69%
25. Our school provides an adequate supply of learning resources that are current and in good condition.	Treutlen Elementary School	Average Score	24.3%	55.28%	12.68%	7.04%	0.7%	100%
		3.95	24.3%	55.28%	12.68%	7.04%	0.7%	100%
	Total			24.3%	55.28%	12.68%	7.04%	0.7%
26. Our school provides a safe learning environment.	Treutlen Elementary School	Average Score	33.91%	53.63%	9%	1.73%	1.73%	100%
		4.16	33.91%	53.63%	9%	1.73%	1.73%	100%
	Total			33.91%	53.63%	9%	1.73%	1.73%
27. Our school provides students with access to a variety of information resources to support their learning.	Treutlen Elementary School	Average Score	23%	59.23%	13.24%	3.83%	0.7%	100%
		4.0	23%	59.23%	13.24%	3.83%	0.7%	100%
	Total			23%	59.23%	13.24%	3.83%	0.7%

Question / Institution			Strongly Agree	Agree	Neutral	Disagree	Strongly Disagree	Total
			%	%	%	%	%	%
28. Our school provides excellent support services (e.g., counseling, and/or career planning).	Treutlen Elementary School	Average Score	23.93%	47.86%	18.21%	8.21%	1.79%	100%
		3.84	23.93%	47.86%	18.21%	8.21%	1.79%	100%
	Total			23.93%	47.86%	18.21%	8.21%	1.79%
29. Our school provides opportunities for students to participate in activities that interest them.	Treutlen Elementary School	Average Score	23.16%	54.04%	12.98%	9.12%	0.7%	100%
		3.9	23.16%	54.04%	12.98%	9.12%	0.7%	100%
	Total			23.16%	54.04%	12.98%	9.12%	0.7%
30. Our school ensures that the facilities support student learning.	Treutlen Elementary School	Average Score	25.17%	55.59%	13.64%	3.85%	1.75%	100%
		3.99	25.17%	55.59%	13.64%	3.85%	1.75%	100%
	Total			25.17%	55.59%	13.64%	3.85%	1.75%
31. Our school ensures the effective use of financial resources.	Treutlen Elementary School	Average Score	17.31%	45.94%	24.73%	8.13%	3.89%	100%
		3.65	17.31%	45.94%	24.73%	8.13%	3.89%	100%
	Total			17.31%	45.94%	24.73%	8.13%	3.89%
32. Our school ensures that instructional time is protected and interruptions are minimized.	Treutlen Elementary School	Average Score	23.67%	60.07%	12.37%	3.18%	0.71%	100%
		4.03	23.67%	60.07%	12.37%	3.18%	0.71%	100%
	Total			23.67%	60.07%	12.37%	3.18%	0.71%
Total			24.86%	53.39%	14.73%	5.61%	1.4%	100%

Section: Using Results for Continuous Improvement

Question / Institution			Strongly Agree	Agree	Neutral	Disagree	Strongly Disagree	Total
			%	%	%	%	%	%
33. Our school ensures that all staff members monitor and report the achievement of school goals.	Treutlen Elementary School	Average Score	25.17%	52.8%	17.13%	4.2%	0.7%	100%
		3.98	25.17%	52.8%	17.13%	4.2%	0.7%	100%
	Total			25.17%	52.8%	17.13%	4.2%	0.7%

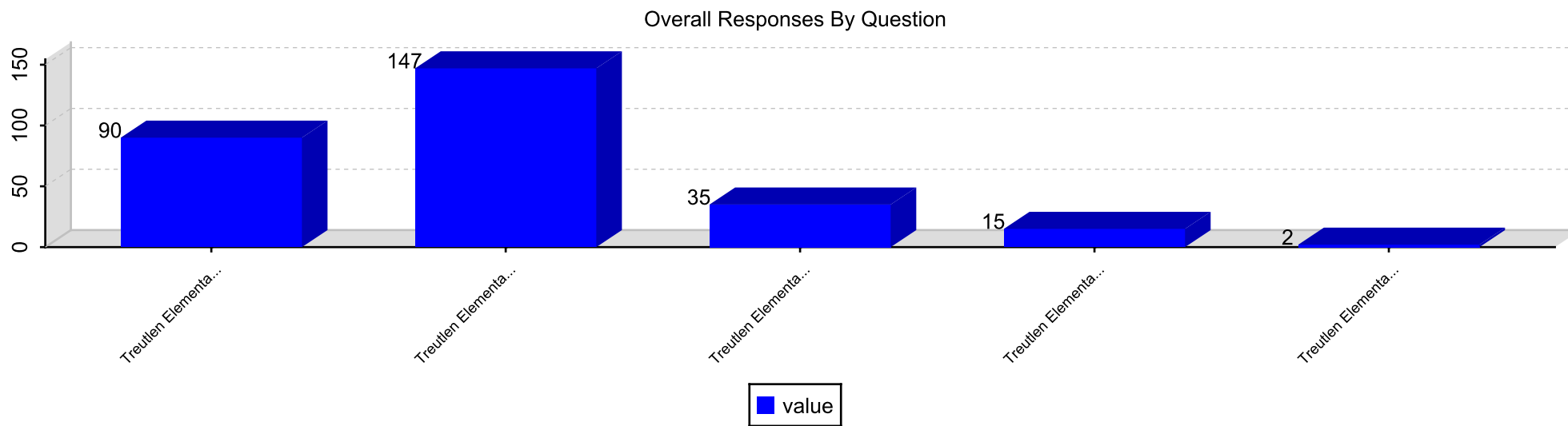
Question / Institution			Strongly Agree	Agree	Neutral	Disagree	Strongly Disagree	Total
			%	%	%	%	%	%
34. My child is prepared for success in the next school year.	Treutlen Elementary School	Average Score	28.72%	51.56%	14.88%	4.15%	0.69%	100%
		4.03	28.72%	51.56%	14.88%	4.15%	0.69%	100%
	Total			28.72%	51.56%	14.88%	4.15%	0.69%
35. My child has administrators and teachers that monitor and inform me of his/her learning progress.	Treutlen Elementary School	Average Score	34.39%	50.88%	9.47%	3.86%	1.4%	100%
		4.13	34.39%	50.88%	9.47%	3.86%	1.4%	100%
	Total			34.39%	50.88%	9.47%	3.86%	1.4%
Total			29.42%	51.74%	13.84%	4.07%	0.93%	100%

**Responses By Section and Question**

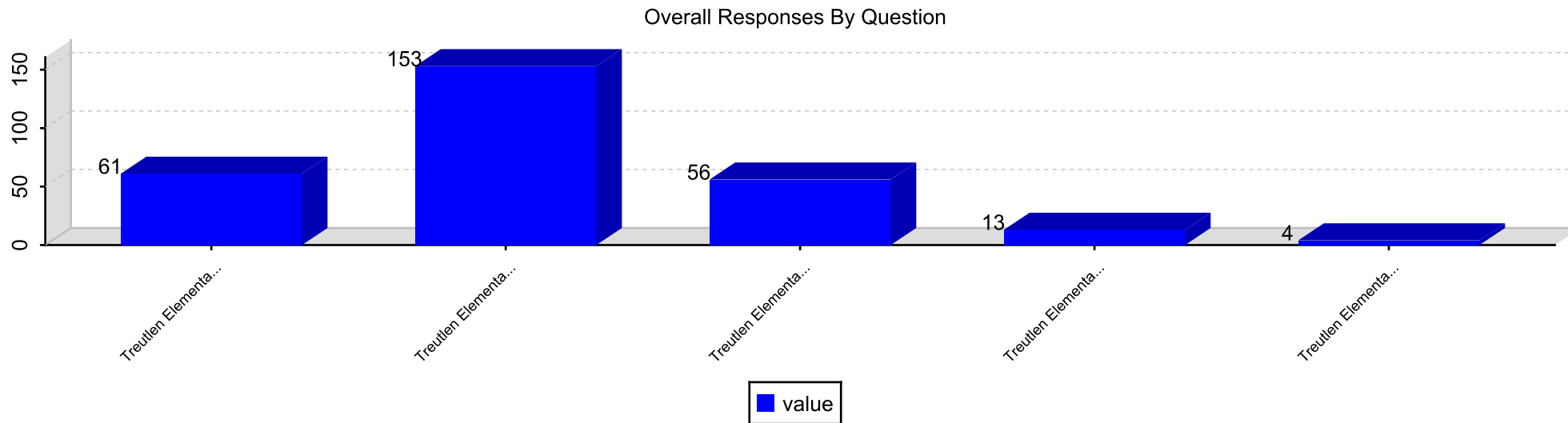
Section: Purpose and Direction

**Responses By Question**

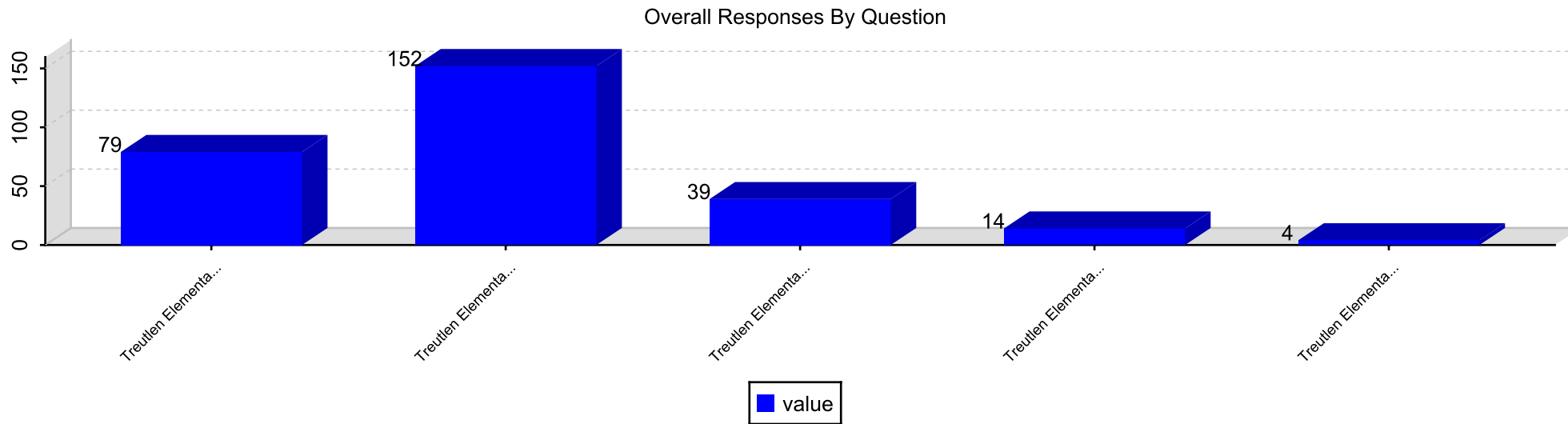
Question 1. Our school's purpose statement is clearly focused on student success.



Question 2. Our school's purpose statement is formally reviewed and revised with involvement from parents.



Question 3. Our school has established goals and a plan for improving student learning.

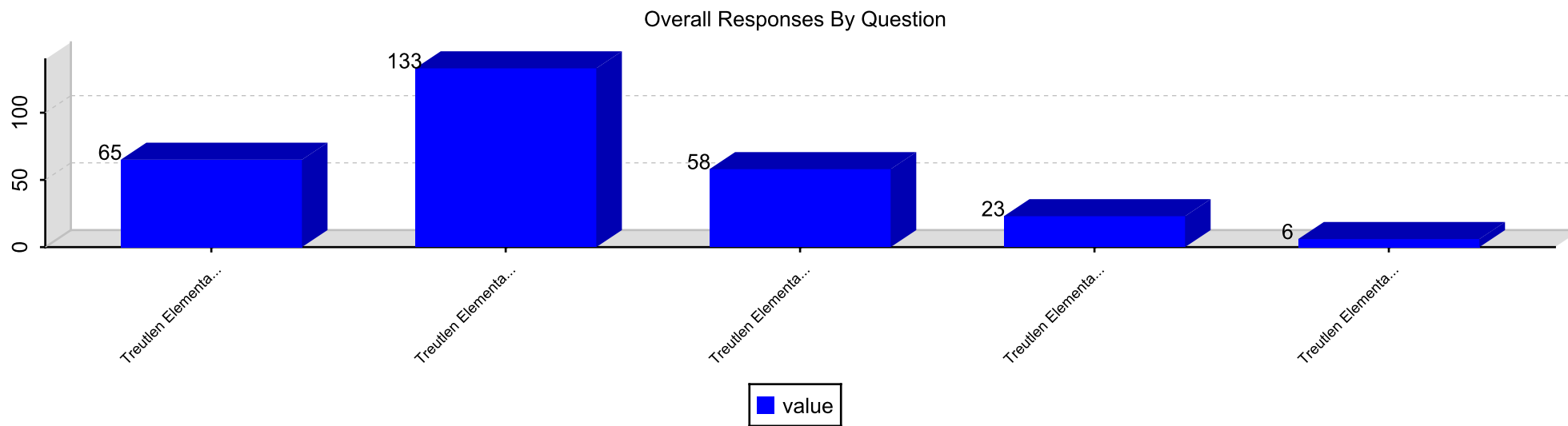




Section: Governance and Leadership

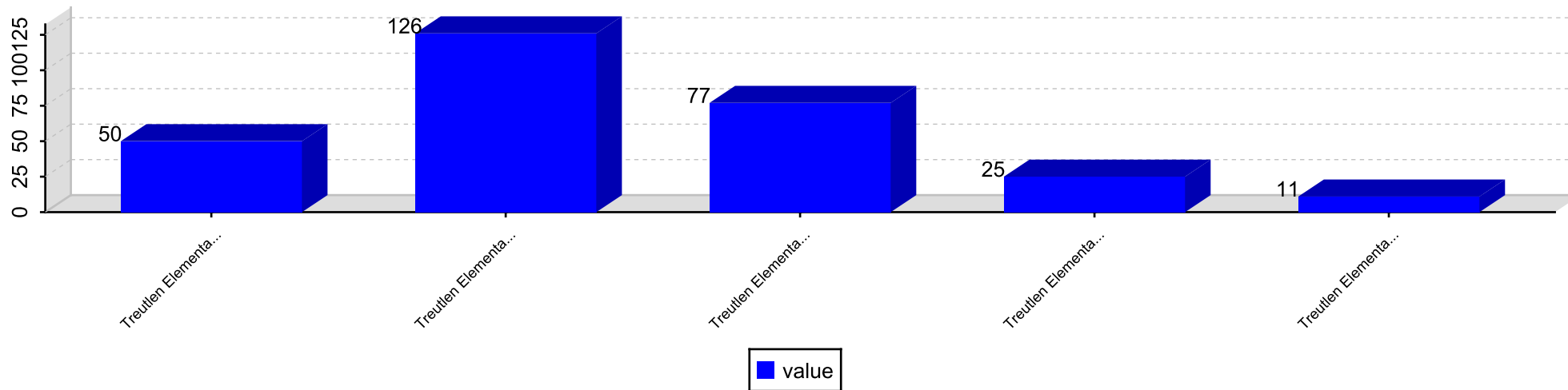
Responses By Question

Question 4. Our school's governing body operates responsibly and functions effectively.



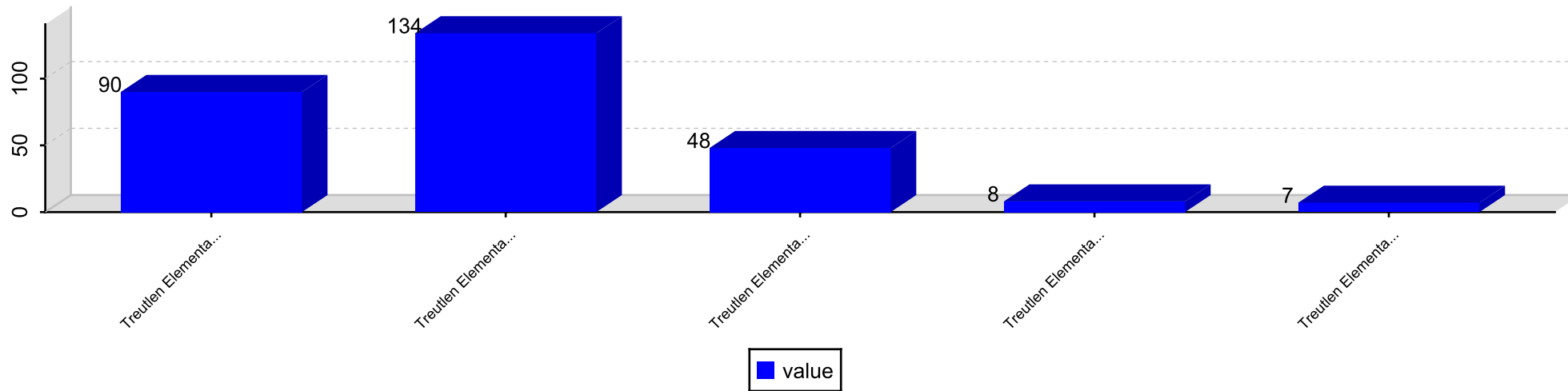
Question 5. Our school's governing body does not interfere with the operation or leadership of our school.

Overall Responses By Question

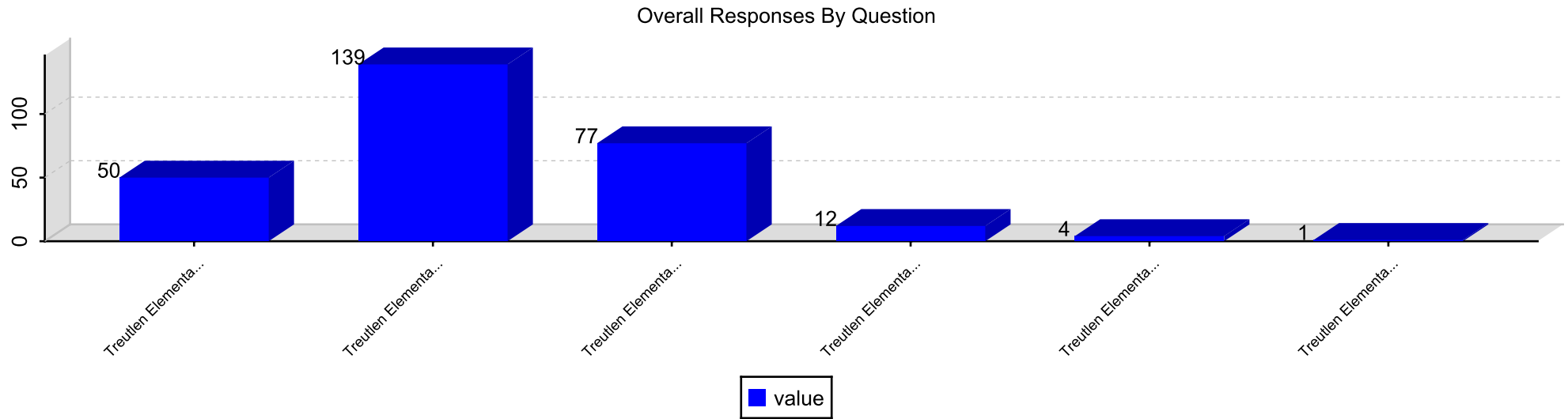


Question 6. Our school has high expectations for students in all classes.

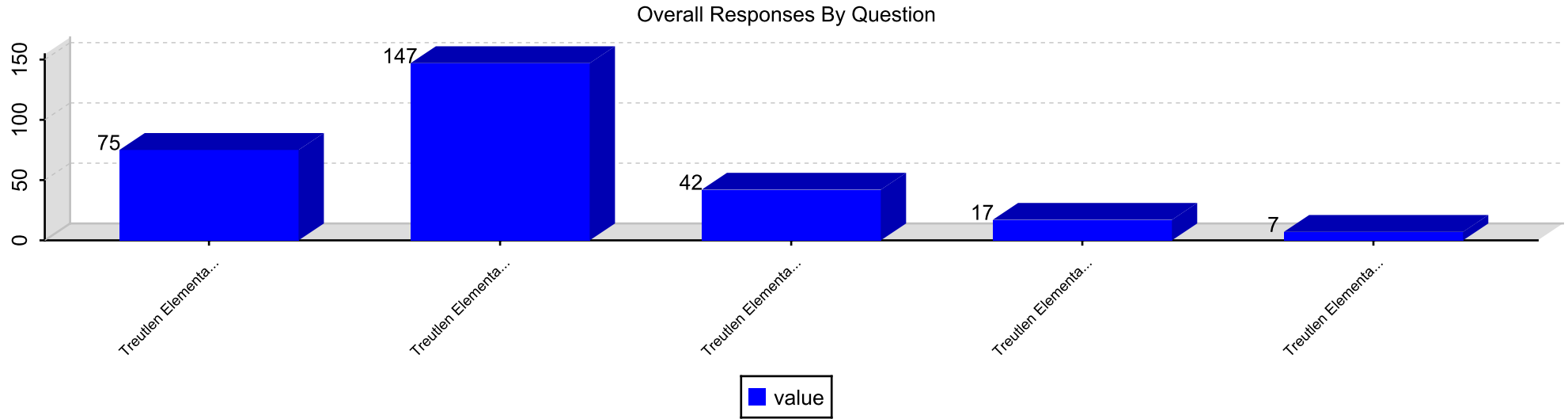
Overall Responses By Question



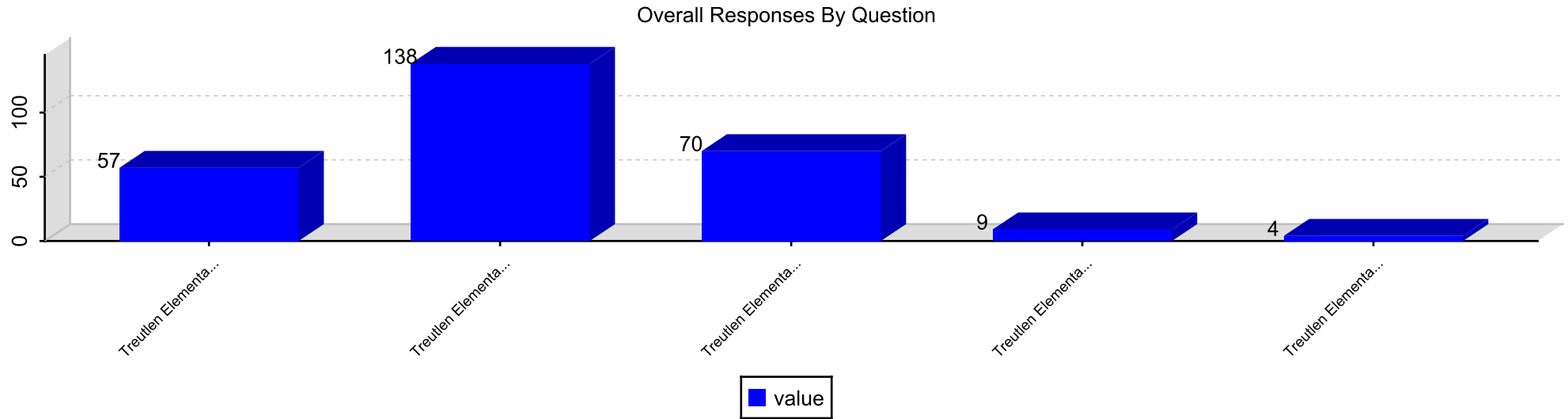
Question 7. Our school shares responsibility for student learning with its stakeholders.



Question 8. Our school communicates effectively about the school's goals and activities.



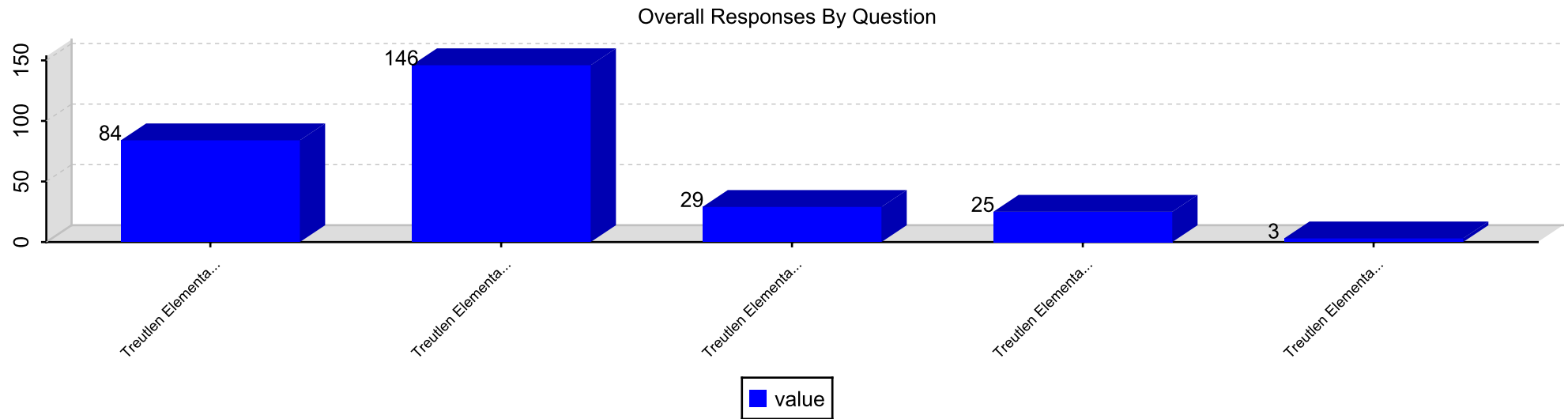
Question 9. Our school provides opportunities for stakeholders to be involved in the school.



Section: Teaching and Assessing for Learning

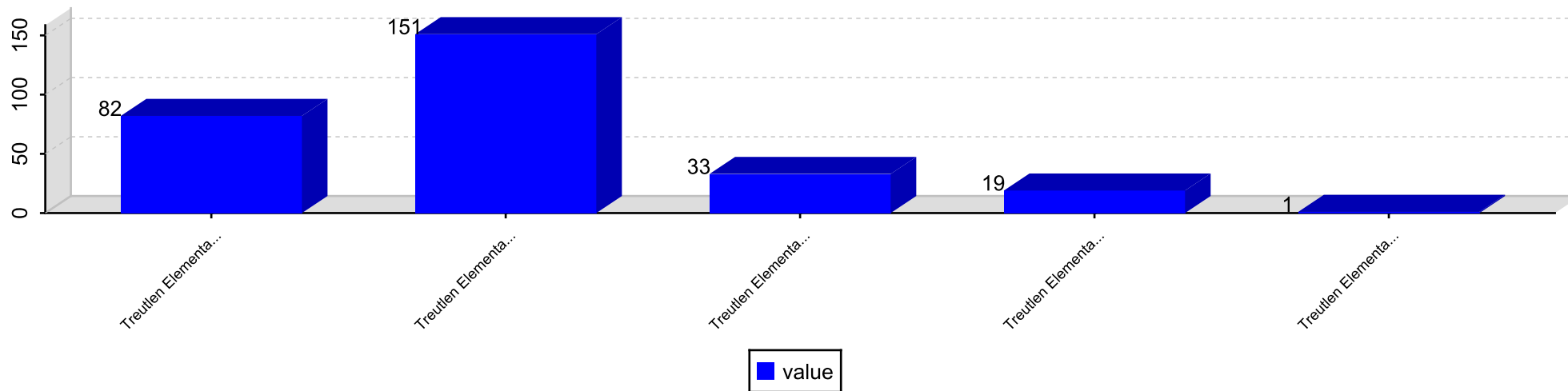
Responses By Question

Question 10. All of my child's teachers provide an equitable curriculum that meets his/her learning needs.



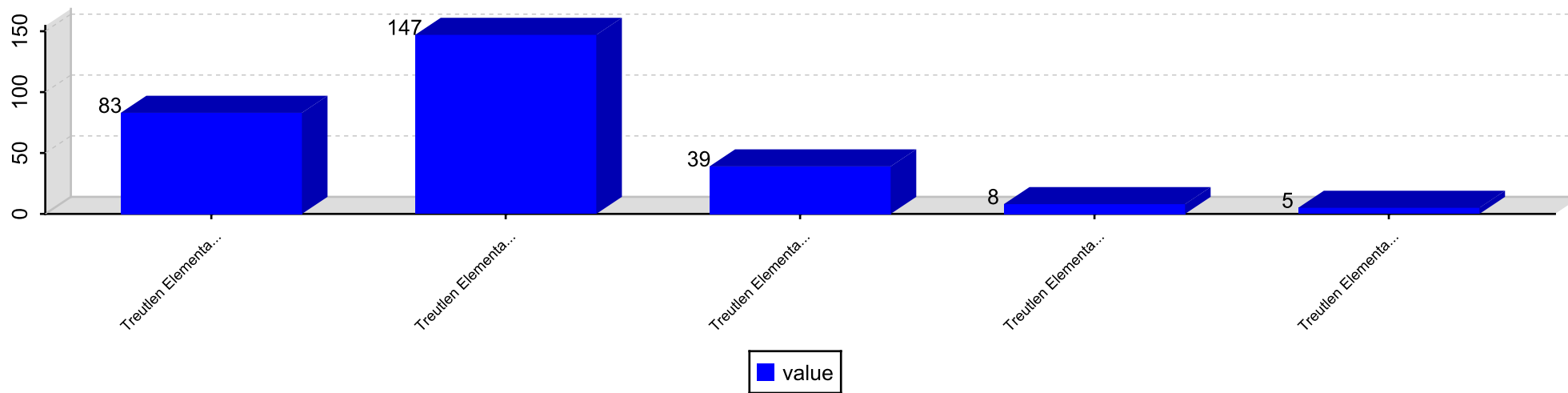
Question 11. All of my child's teachers give work that challenges my child.

Overall Responses By Question

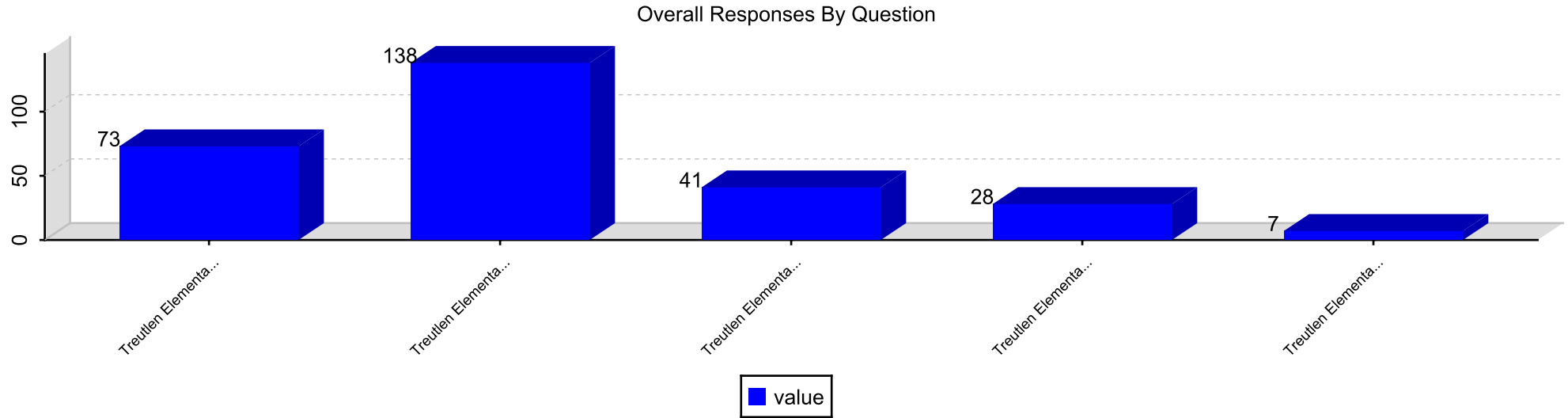


Question 12. All of my child's teachers use a variety of teaching strategies and learning activities.

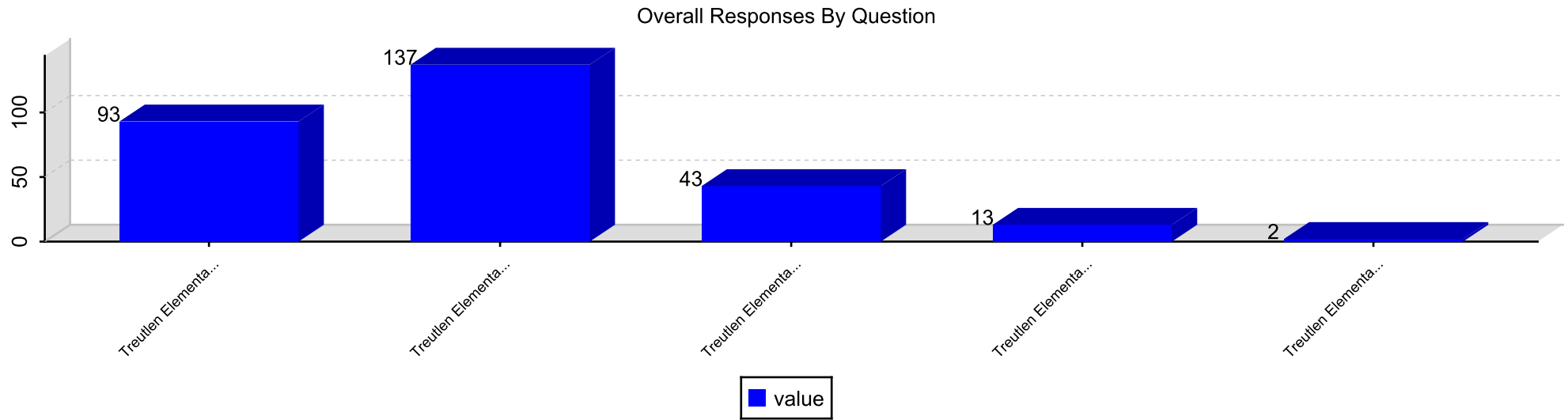
Overall Responses By Question



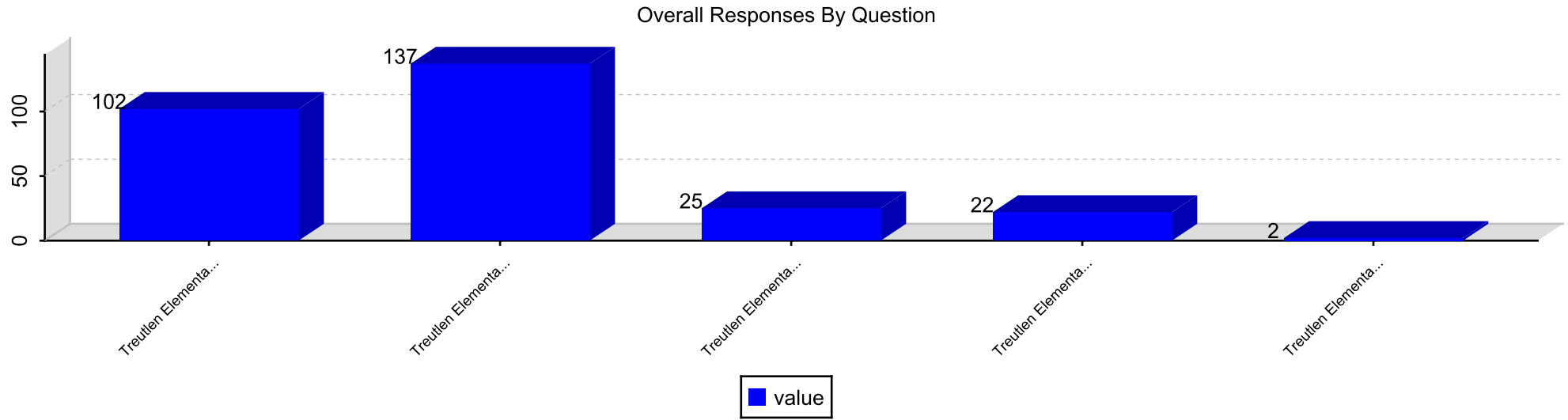
Question 13. All of my child's teachers meet his/her learning needs by individualizing instruction.



Question 14. All of my child's teachers work as a team to help my child learn.

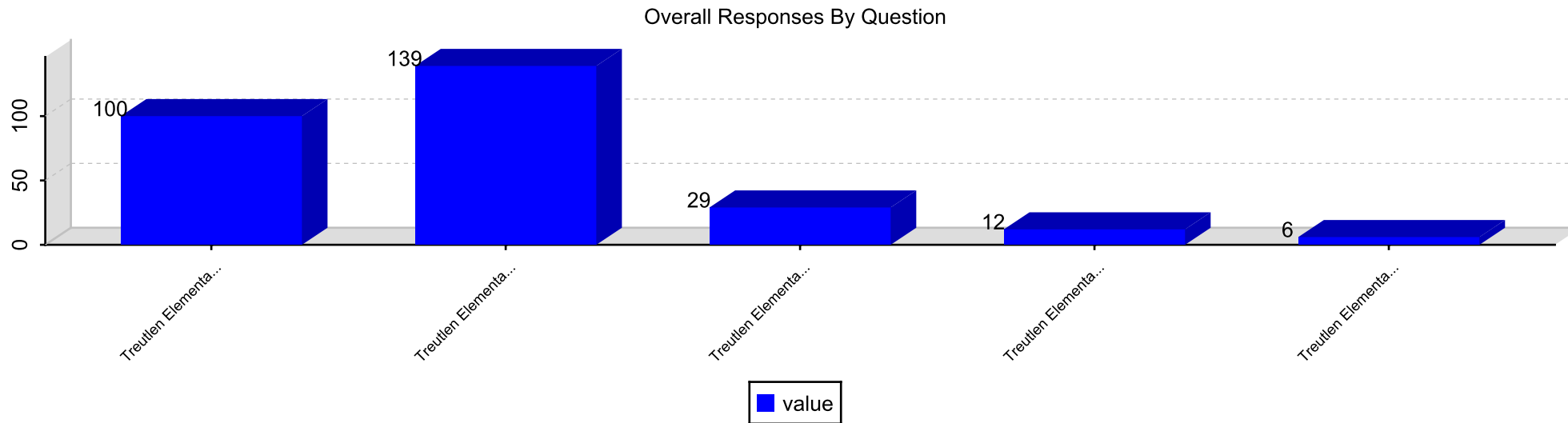


Question 15. All of my child's teachers help me to understand my child's progress.

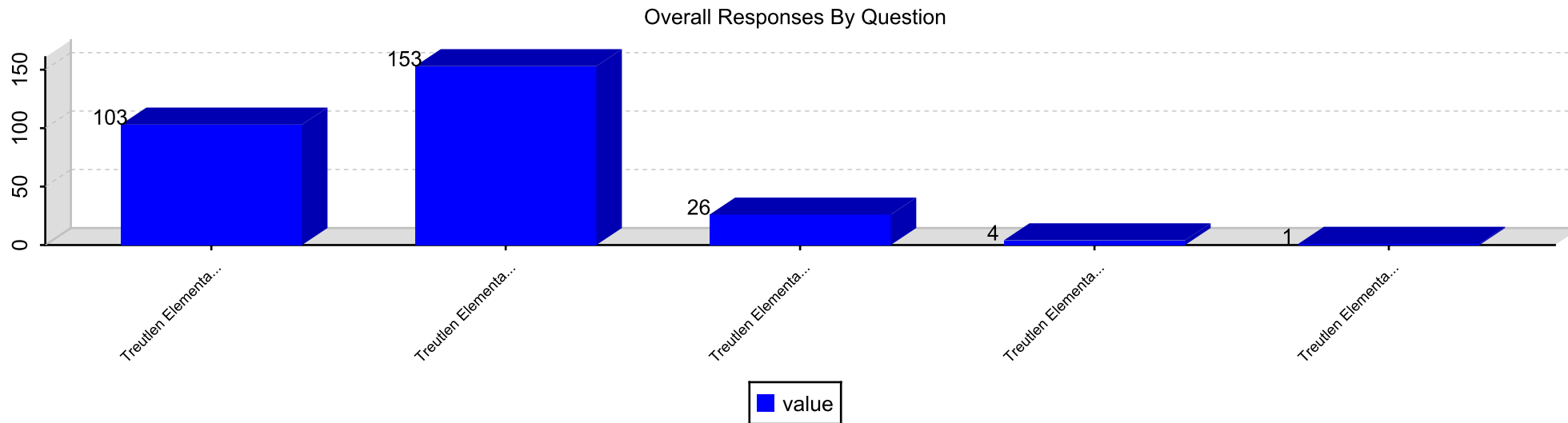




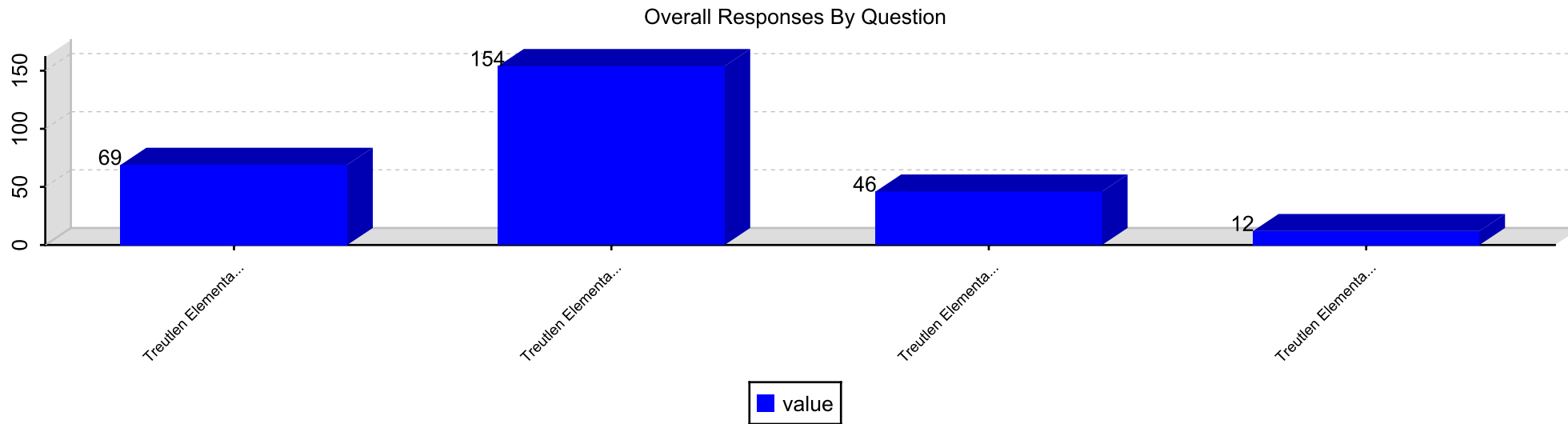
Question 16. All of my child's teachers keep me informed regularly of how my child is being graded.



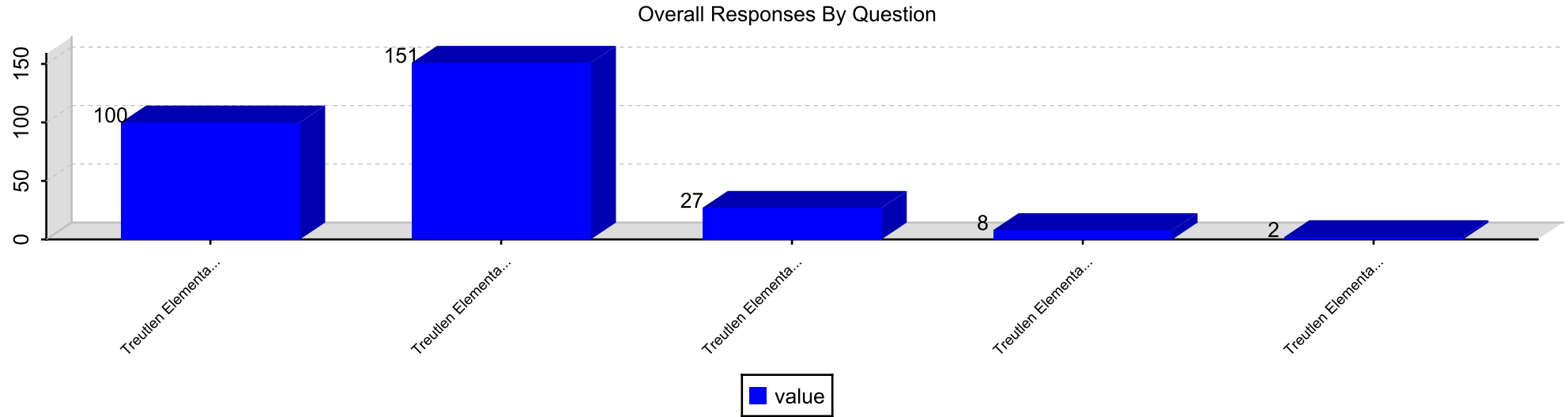
Question 17. All of my child's teachers report on my child's progress in easy to understand language.



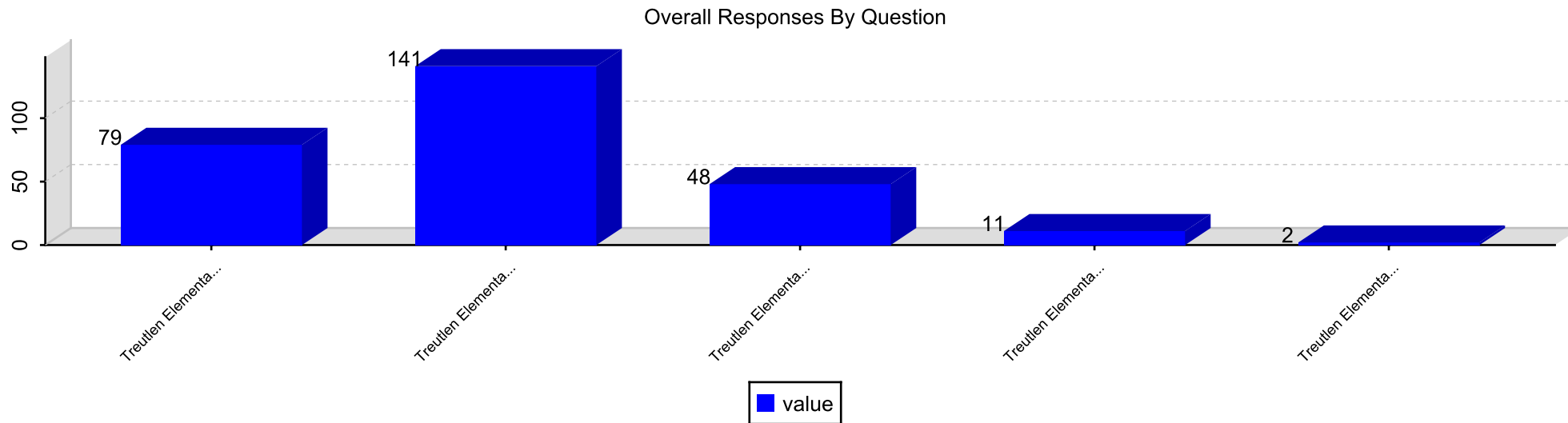
Question 18. My child sees a relationship between what is being taught and his/her everyday life.



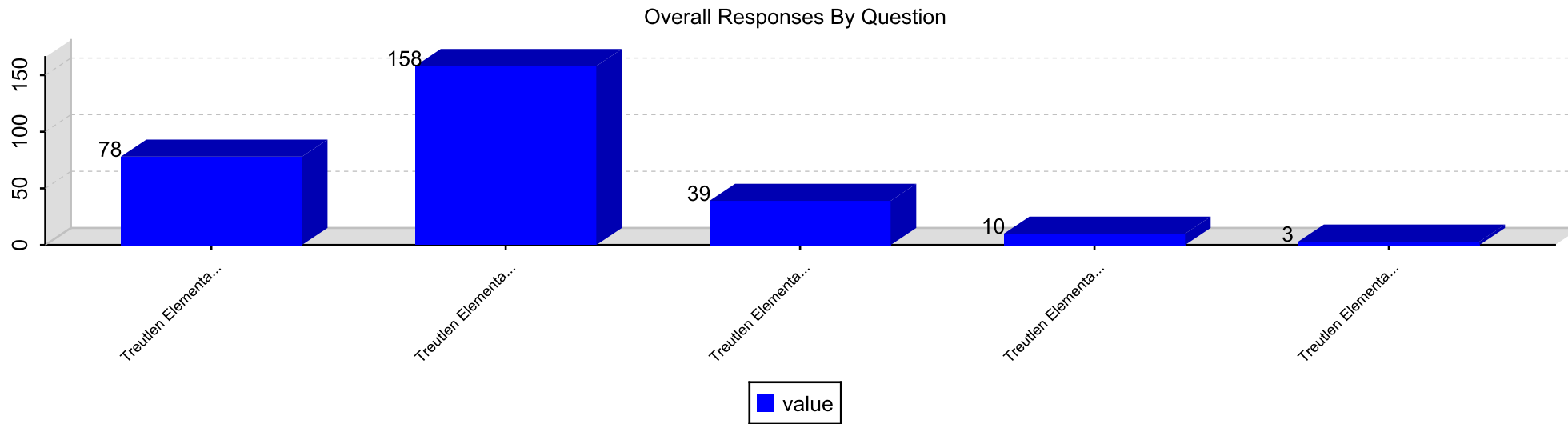
Question 19. My child knows the expectations for learning in all classes.



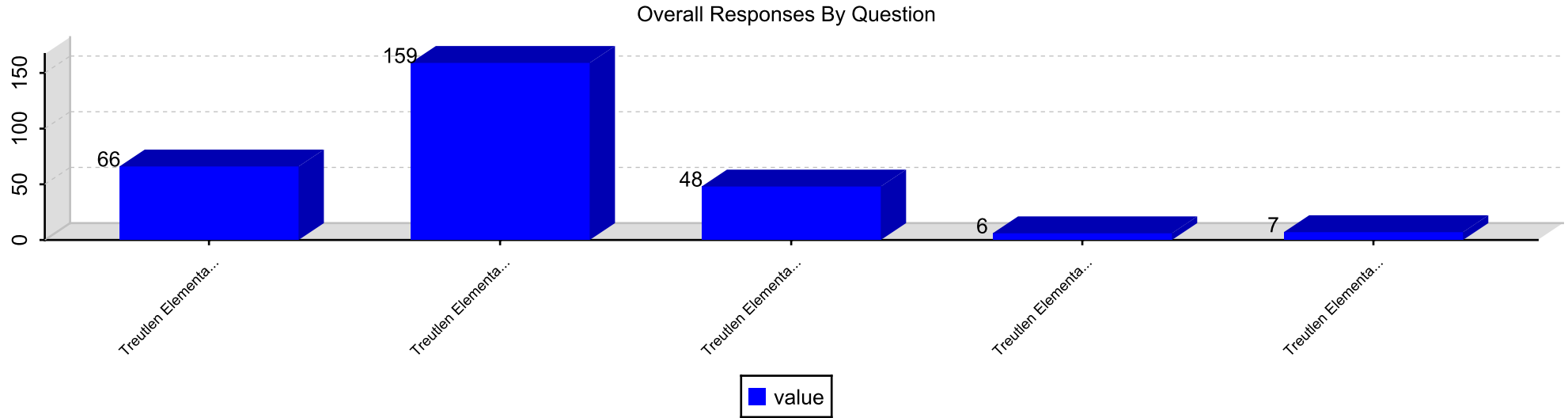
Question 20. My child has at least one adult advocate in the school.



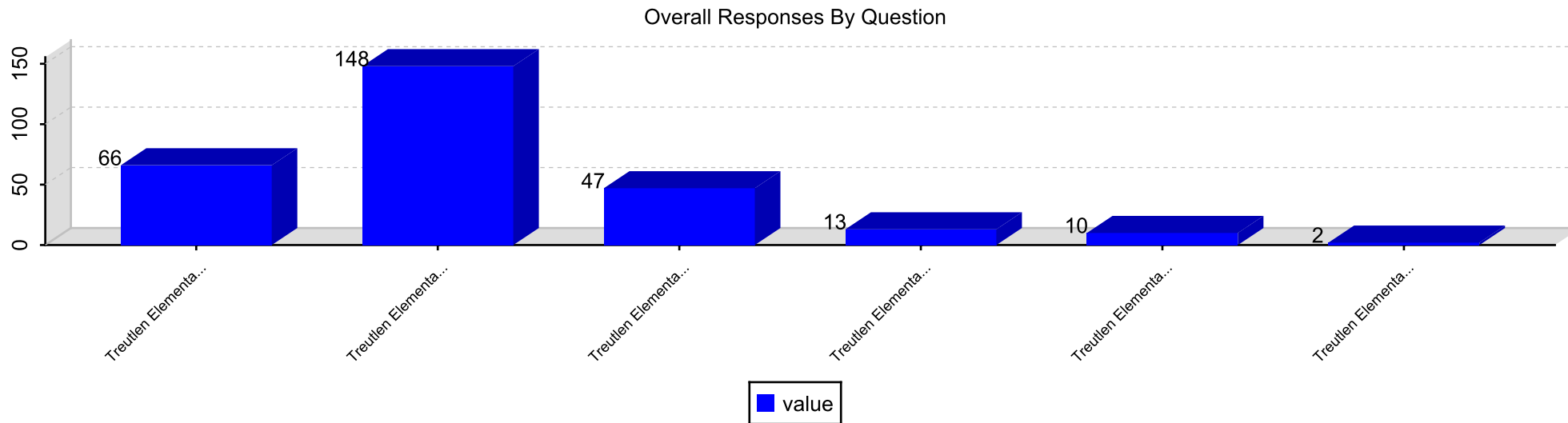
Question 21. My child is given multiple assessments to measure his/her understanding of what was taught.



Question 22. My child has up-to-date computers and other technology to learn.



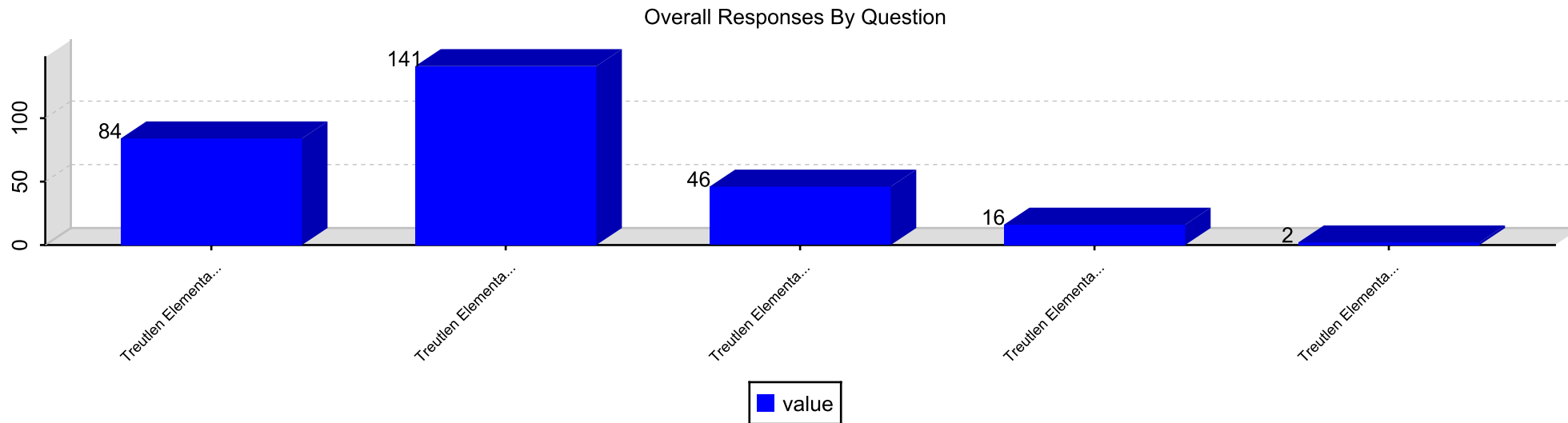
Question 23. My child has access to support services based on his/her identified needs.



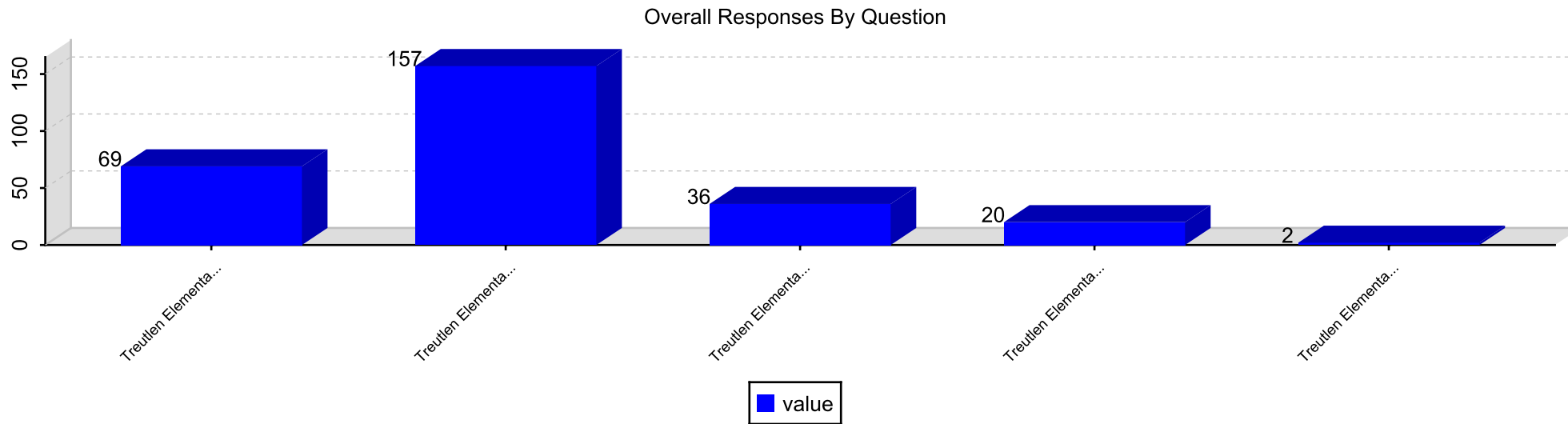
Section: Resources and Support Systems

**Responses By Question**

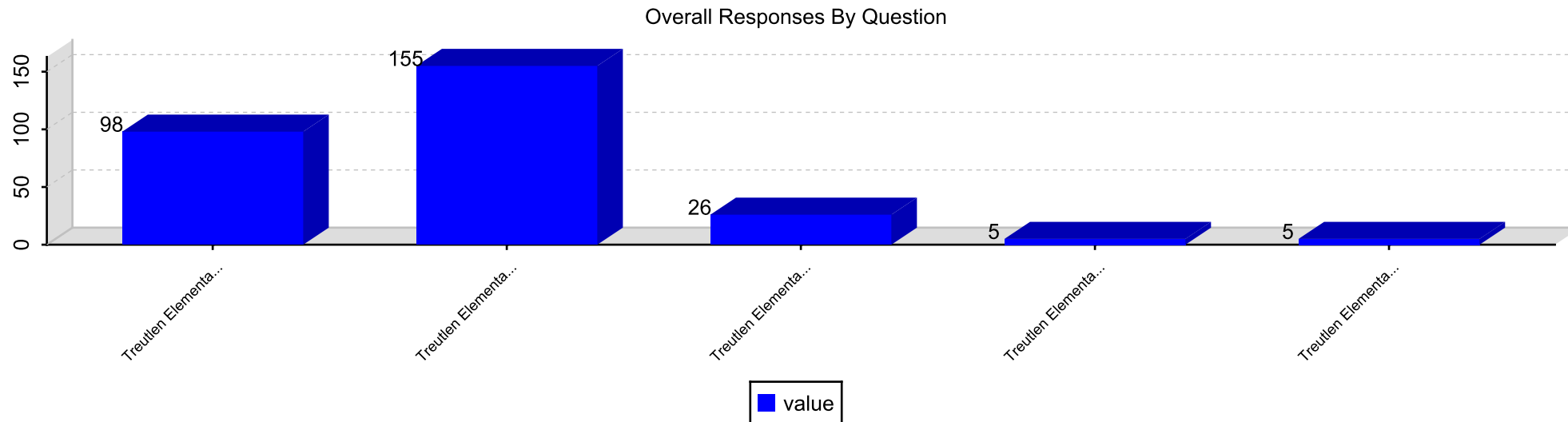
Question 24. Our school provides qualified staff members to support student learning.



Question 25. Our school provides an adequate supply of learning resources that are current and in good condition.

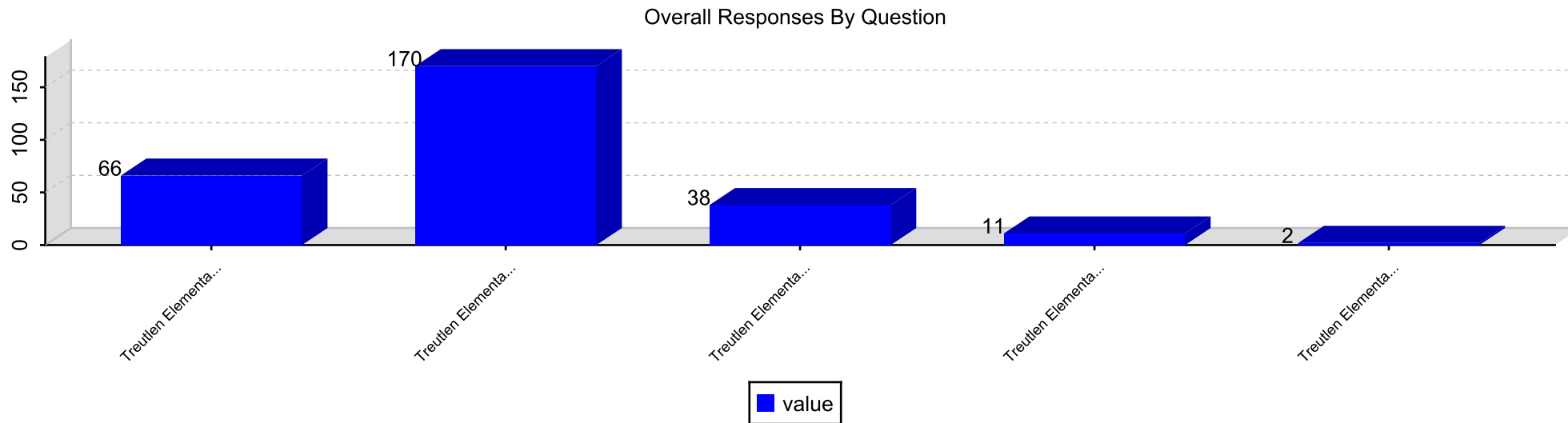


Question 26. Our school provides a safe learning environment.

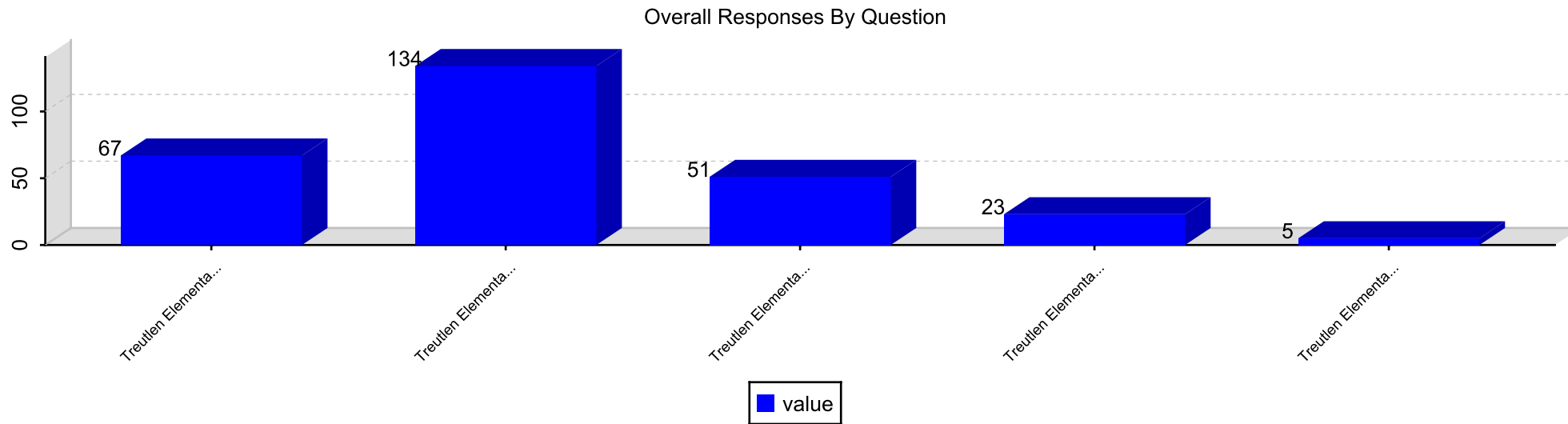


Question 27. Our school provides students with access to a variety of information resources to support their learning.

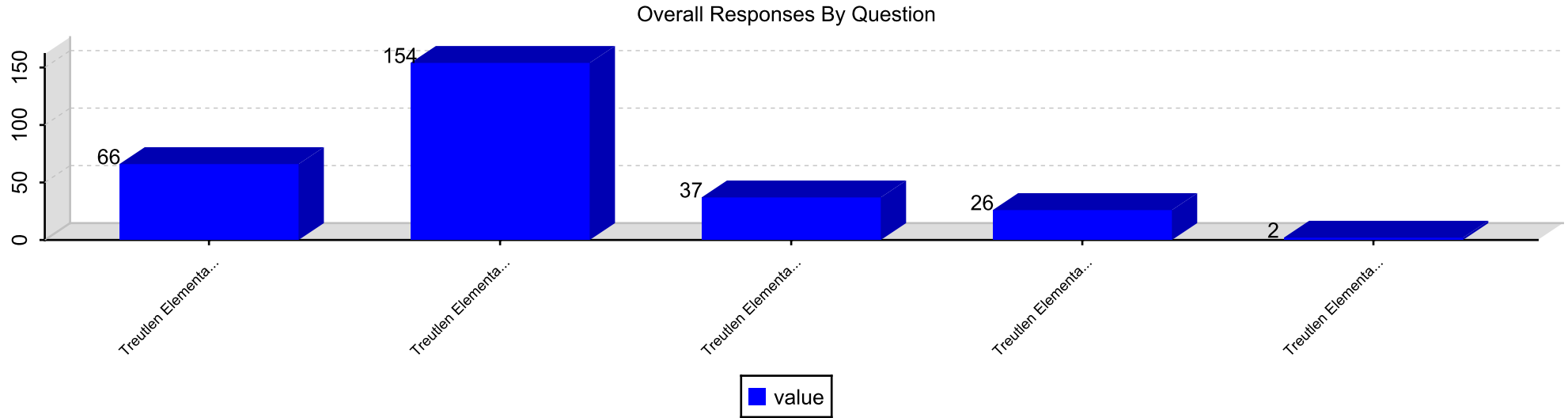




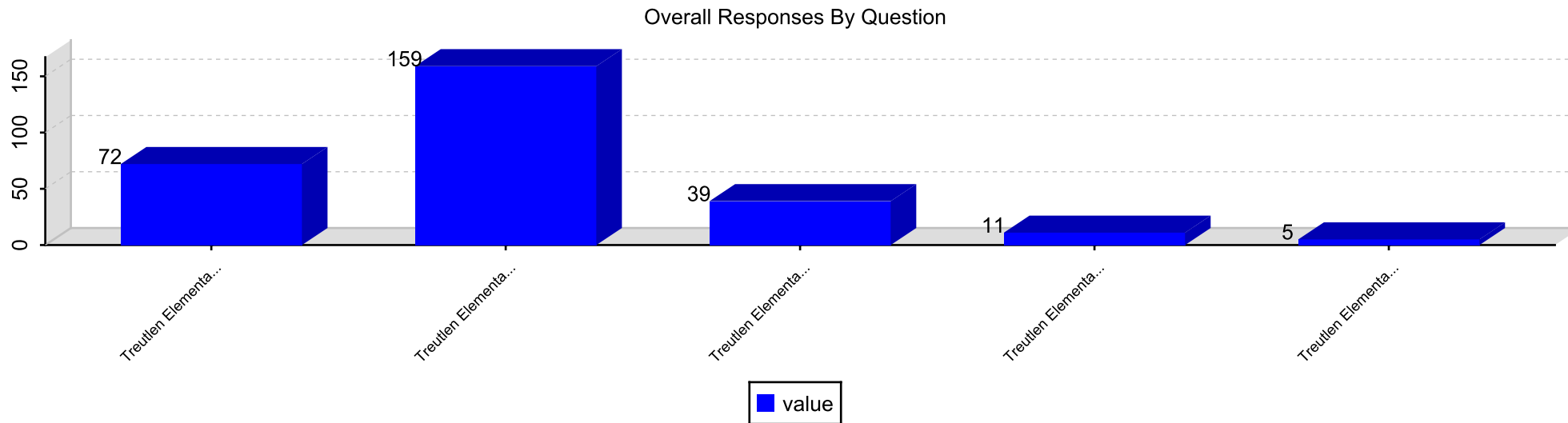
Question 28. Our school provides excellent support services (e.g., counseling, and/or career planning).



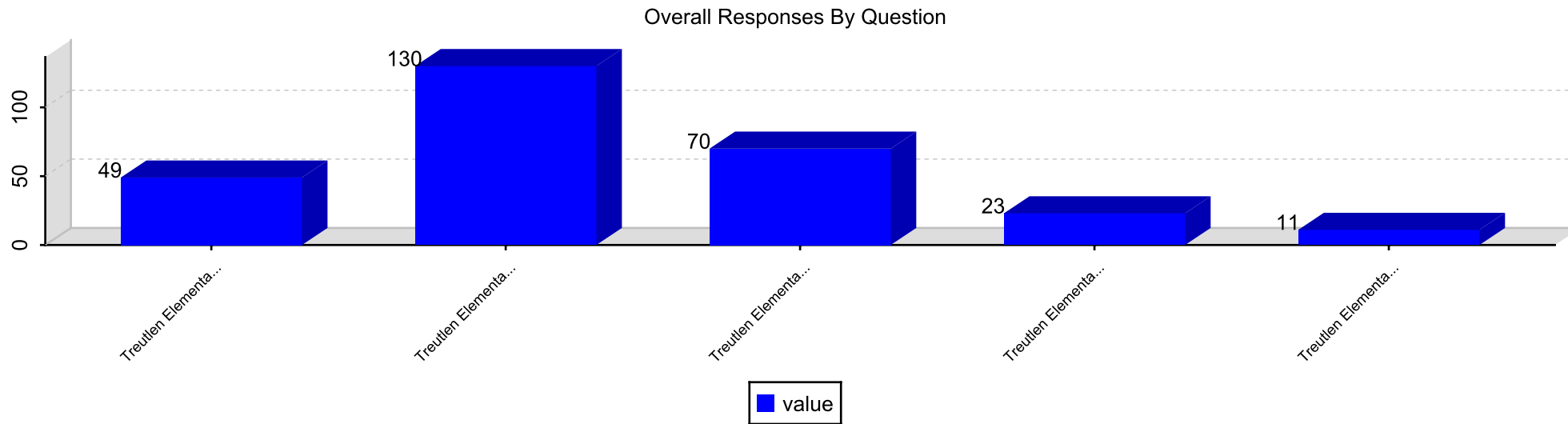
Question 29. Our school provides opportunities for students to participate in activities that interest them.



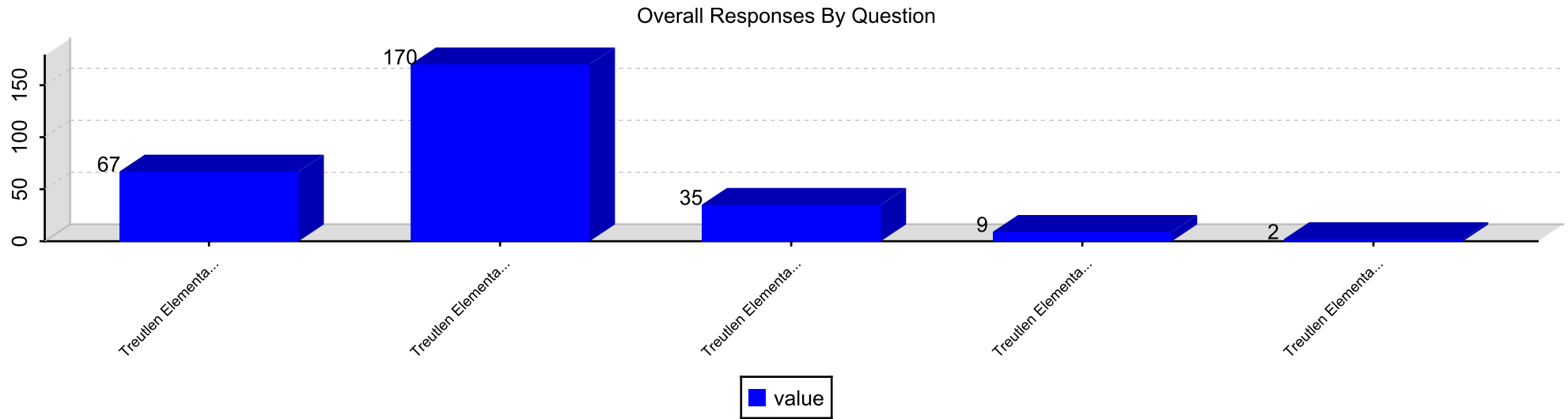
Question 30. Our school ensures that the facilities support student learning.



Question 31. Our school ensures the effective use of financial resources.



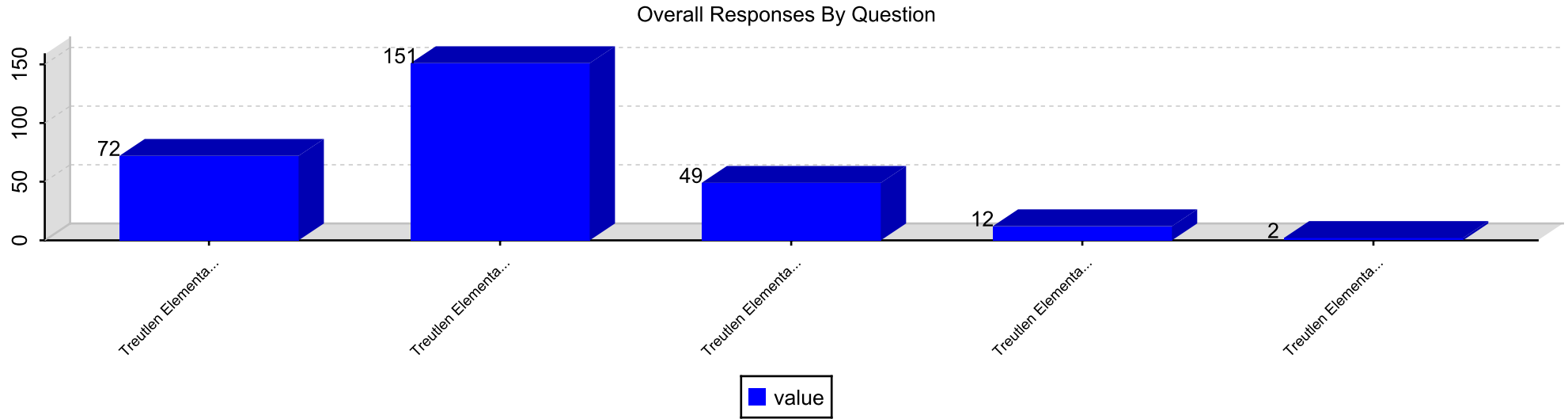
Question 32. Our school ensures that instructional time is protected and interruptions are minimized.



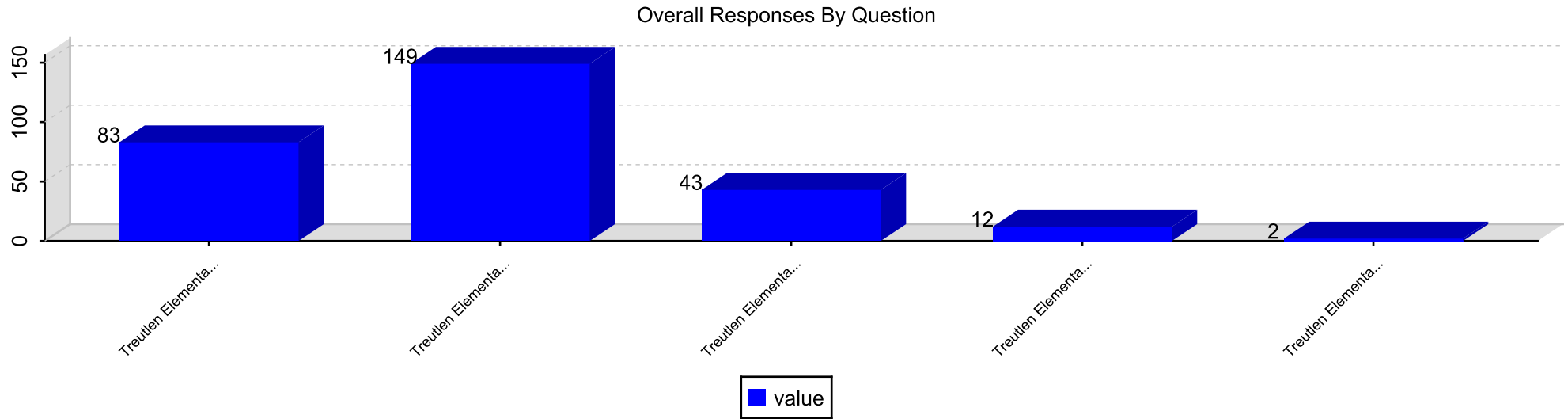
Section: Using Results for Continuous Improvement

**Responses By Question**

Question 33. Our school ensures that all staff members monitor and report the achievement of school goals.



Question 34. My child is prepared for success in the next school year.



Question 35. My child has administrators and teachers that monitor and inform me of his/her learning progress.

